



List of Variables

Investment Survey Trade

Data: 2000-2014

As of January 2016

Contents	Page 1
Description of variables	Page 2-7

LMU-ifo Economics & Business Data Center (EBDC)

Poschingerstr. 5
81679 München

List of variables - investment survey - trade

1. Identification variables

2. General information

3. Investment

1. Identification variables

Nr.	Name	Label	German description
1.1)	plantnum	firm product group id, 9 digits	9-stellige IT Identifikationsnummer
1.2)	plantnumwz03	firm product group id, 9 digits	9-stellige IT Identifikationsnummer (mit wz03)
1.3)	weight	weight	Gewicht
1.4)	idnum	firm adressfile id, 7 digits	Firmenidentifikationsnummer
1.5)	westeast	western / eastern	Unterscheidet zwischen West- und Osterhebung
1.6)	year	year	Jahr
1.7)	sector_ifo	KT sector number	KT Sektornummer (ifo Klassifikation)
1.8)	sector_wz03	WZ03 code	WZ03 Nummer
1.9)	sector_han	sector number	Sektornummer
1.10)	fedstaifo	federal state (ifo-code)	Bundeslandcodierung (ifo-Institut)

2. General information

Nr.	Name	Label	German description
2.1)	empl	number of employees	Anzahl Beschäftigte

3. Investment

Nr.	Name	Label	German description
3.1)	busexpse	expanse of business	Entwicklung der Geschäftsfläche gegenüber dem vergangenen Jahr
3.2)	busvoly_ty	total annual business volume versus previous year	Entwicklung des Umsatzes gegenüber dem vergangenen Jahr
3.3)	capform	gross fixed capital formation	Entwicklung der Bruttoanlageinvestitionen ggü. dem vergangenen Jahr
3.4)	capform_build	gross fixed capital formation (buildings)	Entwicklung der Bruttoanlageinvestitionen dabei Ausgaben für Bauten
3.5)	capform equip	gross fixed capital formation (equipment)	Entwicklung der Bruttoanlageinvestitionen, Ausgaben für Ausrüstungen
3.6)	emplexp_ty	total annual expected employees	Entwicklung der Beschäftigtenanzahl ggü. dem vergangenen Jahr

1. Identification variables

No.	Name	Label	Survey period	Survey frequency
1.1)	plantnum	firm product group id, 9 digits	West 2000 to 2005 East 2000 to 2005	annual annual

2000	2001	2002	2003	2004	2005	2006	2007	Further information
WEST								Firm product group id, 9 digits 9 digits digit 1-3: sector digit 4-5: branch digit 6-9: current company number
EAST								
2008	2009	2010	2011	2012	2013	2014	2015	
WEST								
EAST								

No.	Name	Label	Survey period	Survey frequency
1.2)	plantnumwz03	firm product group id, 9 digits	West - since 2005 East - since 2005	annual annual

2000	2001	2002	2003	2004	2005	2006	2007	Further information
						WEST		2003 change of firm product group id IT identifier 9 digits (with wz03) 9 digits digit 1-3: sector digit 4-5: branch digit 6-9: current company number
						EAST		
2008	2009	2010	2011	2012	2013	2014	2015	
WEST								
EAST								

No.	Name	Label	Survey period	Survey frequency
1.3)	weight	weight	West - since 2000 East - since 2006	annual annual

2000	2001	2002	2003	2004	2005	2006	2007	Further information
WEST								weight of company w.r.t. employees
						EAST		
2008	2009	2010	2011	2012	2013	2014	2015	
WEST								
EAST								

No.	Name	Label	Survey period	Survey frequency
1.4)	idnum	firm adressfile id, 7 digits	West - since 2000 East - since 2000	annual annual

2000	2001	2002	2003	2004	2005	2006	2007	Further information
WEST								firm adressfile id 7 digits Digit 1-2: branch of business [20], [21] Digit 3-7: company identifier
EAST								
2008	2009	2010	2011	2012	2013	2014	2015	
WEST								
EAST								

No.	Name	Label	Survey period	Survey frequency
1.5)	westeast	western / eastern	West - since 2000 East - since 2000	annual annual

2000	2001	2002	2003	2004	2005	2006	2007	Further information
WEST								Differentiates between eastern and western survey [1] = west [2] = east
EAST								
2008	2009	2010	2011	2012	2013	2014	2015	
WEST								
EAST								

No.	Name	Label	Survey period	Survey frequency
1.6)	year	Year	West - since 2000 East - since 2000	annual annual
				Further information
				Year

No.	Name	Label	Survey period	Survey frequency
1.7)	sector_ifo	KT sector number	West - 2000 to 2005 East - 2000 to 2005	annual annual
				Further information
				ifo sector number 5 digits
				classification of business branches
				ifo sector number: West from 2000 to 2005 East from 2000 to 2005

No.	Name	Label	Survey period	Survey frequency
1.8)	sector_wz03	WZ03 code	West - since 2006 East - since 2006	annual annual
				Further information
				WZ03 number, 5 digits
				classification of business branches
				WZ03 number: West since 2006 East since 2006

No.	Name	Label	Survey period	Survey frequency
1.9)	sector_han	sector number	West - since 2000 East - since 2000	annual annual
				Further information
				2 digits

No.	Name	Label	Survey period	Survey frequency
1.10)	fedstaifo	federal state (Ifo-code)	West - since 2000 East - since 2000	annual annual
				Further information
				ifo- institute federal state code
				1 "[01] Berlin West" 10 "[10] Bavaria"
				2 "[02] Schleswig-Holstein" 11 "[11] Saarland"
				3 "[03] Hamburg" 12 "[12] Mecklenburg- Western Pomerania"
				4 "[04] Bremen" 13 "[13] Brandenburg"
				5 "[05] Lower Saxony" 14 "[14] Saxony-Anhalt"
				6 "[06] North Rhine-Westph (incl. Berlin East)"
				7 "[07] Rhineland-Palatinate 15 "[15] Saxony"
				8 "[08] Hesse" 16 "[16] Thuringia"
				9 "[09] Baden-Wuerttemberg"

2. General information

No.	Name	Label	Survey period	Survey frequency
-----	------	-------	---------------	------------------

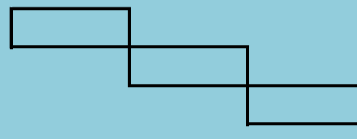
2.1)	empl	number of employees	West - since 2000 East - since 2000	annual annual
------	------	---------------------	--	------------------

2000	2001	2002	2003	2004	2005	2006	2007	Further information
WEST								Number of employees
EAST								
2008	2009	2010	2011	2012	2013	2014	2015	
WEST								
EAST								

3. Investment

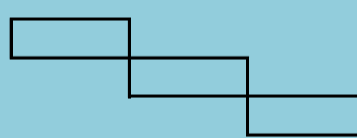
No.	Name	Label	Survey period	Survey frequency
3.1)	busexpse	expanse of business	West - since 2000 East - since 2000	annual annual

Wording of question

from 2000	EAST	WEST	Further information				
<p>In our company in year YYYY* the following indicators will likely change compared to year YYYY-1** as follows:</p> <p>3) our company area will</p> <p>increase [1] not change [2] decrease[3]</p> 			<p>development of company area compared to last year</p> <p>* : eg. YYYY=2000 ** : YYYY-1=1999</p>				
Trend of variable over time							
2000	2001	2002	2003	2004	2005	2006	2007
WEST							
EAST							
2008	2009	2010	2011	2012	2013	2014	2015
WEST							
EAST							

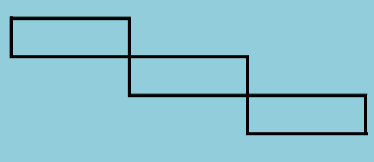
No.	Name	Label	Survey period	Survey frequency
3.2)	busvoly_ty	total annual business volume versus previous year	West - since 2000 East - since 2000	annual annual

Wording of question

from 2000	EAST	WEST	Further information				
<p>In our company in year YYYY* the following indicators will likely change compared to year YYYY-1** as follows:</p> <p>1) Our business volume will</p> <p>increase [1] not change [2] decrease[3]</p> 			<p>Development of business volume compared to last year</p> <p>* : eg. YYYY=2000 ** : YYYY-1=1999</p>				
Trend of variable over time							
2000	2001	2002	2003	2004	2005	2006	2007
WEST							
EAST							
2008	2009	2010	2011	2012	2013	2014	2015
WEST							
EAST							

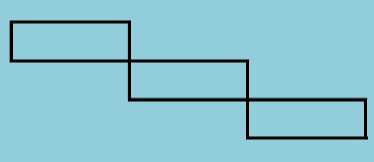
No.	Name	Label	Survey period	Survey frequency
3.3)	capform	gross fixed capital formation	West - since 2000 East - since 2000	annual annual

Wording of question

from 2000	EAST	WEST	Further information				
<p>In year YYYY* in our company the following indicators will likely change compared to year YYYY-1** as follows:</p> <p>4) our gross fixed capital formation will</p> <p style="margin-left: 200px;">increase [1] not change [2] decrease[3]</p> 			<p>development of gross fixed capital formation compared to last year</p> <p>* : eg. YYYY=2000 ** : YYYY-1=1999</p>				
Trend of variable over time							
2000	2001	2002	2003	2004	2005	2006	2007
WEST							
EAST							
2008	2009	2010	2011	2012	2013	2014	2015
WEST							
EAST							

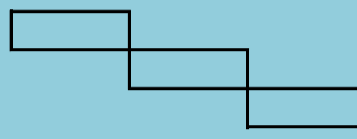
No.	Name	Label	Survey period	Survey frequency
3.4)	capform_build	gross fixed capital formation (buildings)	West - since 2000 East - since 2000	annual annual

Wording of question

from 2000	EAST	WEST	Description of variable				
<p>In year YYYY* in our company the following indicators will likely change compared to year YYYY-1** as follows:</p> <p>4) our gross fixed capital formation will</p> <p style="margin-left: 200px;">increase/remain unchanged/decrease, (3.3)</p> <p>at the same time expenditures for buildings will</p> <p style="margin-left: 200px;">increase [1] not change [2] decrease[3]</p> 			<p>Development of gross fixed capital formation compared to last year focus on expenditures for buildings</p> <p>* : eg. YYYY=2000 ** : YYYY-1=1999</p>				
Trend of variable over time							
2000	2001	2002	2003	2004	2005	2006	2007
WEST							
EAST							
2008	2009	2010	2011	2012	2013	2014	2015
WEST							
EAST							

No.	Name	Label	Survey period	Survey frequency
3.5)	capform equip	gross fixed capital formation (equipment)	West - since 2000 East - since 2000	annual annual

Wording of question

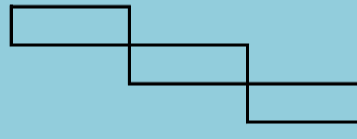
from 2000	EAST	WEST	Further information
<p>In year YYYY* in our company the following indicators will likely change compared to year YYYY-1** as follows:</p> <p>4) our gross fixed capital formation will increase/remain unchanged/decrease, (see 3.3)</p> <p>At the same time expenditures for equipment incl. motor vehicles and other investment will</p> <p>increase [1] not change [2] decrease[3]</p> 			<p>development of gross fixed capital formation compared to last year with focus on expenditures on equipment incl. motor vehicles and other investment</p> <p>*: eg. YYYY=2000 **: YYYY-1=1999</p>

Trend of variable over time

2000	2001	2002	2003	2004	2005	2006	2007
WEST							
EAST							
2008	2009	2010	2011	2012	2013	2014	2015
WEST							
EAST							

No.	Name	Label	Survey period	Survey frequency
3.6)	emplexp_ty	total annual expected employees	West - since 2000 East - since 2000	annual*** annual

Wording of question

from 2000	EAST	WEST	Further information
<p>In year YYYY* in our company the following indicators will likely change compared to year YYYY-1** as follows:</p> <p>2) Our number of employees will</p> <p>increase [1] not change [2] decrease[3]</p> 			<p>development of expected number of employees compared to last year</p> <p>*: eg. YYYY=2000 **: YYYY-1=1999 ***: 2007 not recorded in the west</p>

Trend of variable over time

2000	2001	2002	2003	2004	2005	2006	2007
WEST							
EAST							
2008	2009	2010	2011	2012	2013	2014	2015
WEST							
EAST							