



## List of Variables

# Business Survey Service Sector

Data: 10/2004-06/2018

As of December 2018

Contents

Description of Variables

Page 1-2

Page 3-46

LMU-ifo Economics & Business Data Center (EBDC)

Poschingerstr. 5  
81679 München

## List of variables - Ifo Business Survey Service Sector

### 1. Variables of identification

### 2. Standard questions

### 3. Special questions

#### 1. Variables of identification

No.	Name	Label	German description
1.1)	survey	survey	Umfrage
1.2)	year	year	Erhebungsjahr
1.3)	month	month	Monat
1.4)	idnum	firm X address file id	Firmenidentifikationsnummer
1.5)	runnum	running number of plant	Laufende Firmennummer
1.6)	dl_plantnum	KT information id	12-stellige KT Identifikationsnummer
1.7)	sector_id	sector id	Sektor ID
1.8)	fedstaifo	federal state (ifo-code)	Bundesland entsprechend ifo Codierung
1.9)	sector_wz03	wz03 sector classification	Wirtschaftsbereich nach WZ03
1.10)	sector_wz08	wz08 sector classification	Wirtschaftsbereich nach WZ08
1.11)	sector_total	ebdc sector classification	Wirtschaftsbereich nach EBDC-eigener Klassifizierung
1.12)	dl_size	size range	Größenklasse
1.13)	dl_size_turnover	size of turnover	Umsatzgrößenklasse
1.14)	dl_size_employees	size of employees	Beschäftigtengrößenklasse

#### II. Variables regarding the survey process

No.	Name	Label	German description
1.15)	online	online	Fragebogen online beantwortet
1.16)	survey_start	survey start	Umfragebeginn
1.17)	survey_end	survey end	Umfrageende
1.18)	participation_date	participation date	Teilnahmedatum
1.19)	participation_hour	participation hour	Teilnahmestunde
1.20)	participation_status	participation status	Teilnahmestatus
1.21)	dl_participant	participation in this survey	Teilnahme

#### 2. Standard questions

No.	Name	Label	German description
2.1)	dl_statebus	state of business (appraisal)	Beurteilung der Geschäftslage
2.2)	dl_statebus_sl	state of business (VAS)	Beurteilung der Geschäftslage (Slider)
2.3)	dl_statebus_clicks	state of business (clicks)	Beurteilung der Geschäftslage (Klicks)
2.4)	dl_busvolqu	business volume last 3 months	Entwicklung der Geschäftslage in den letzten 3 Monaten
2.5)	dl_demandsales	demand / sales volume last 2-3 months	Entwicklung der Nachfrage/des Umsatz in den letzten 2-3 Monaten
2.6)	dl_demandlast	demand / sales last month versus same month of previous year	Entwicklung von Nachfrage/Umsatz im letzten Monat ggü. Vorjahresmonat
2.7)	dl_orders	orders (appraisal)	Beurteilung des Auftragsbestandes
2.8)	dl_employlast	employees last 2-3 months	Entwicklung der Beschäftigtenzahl in den letzten 2-3 Monaten
2.9)	dl_demandexp	expected demand / sales volume for the next 2-3 months	Erwartete Entwicklung von Nachfrage/Umsatz in den nächsten 2-3 Monaten
2.10)	dl_employexp	expected employees for the next 2-3 months	Erwartete Entwicklung der Beschäftigtenzahl
2.11)	dl_expectbus	expected business situation for the next 6 months	Erwartete Geschäftsentwicklung in den nächsten 6 Monaten
2.12)	dl_expectbus_sl	expected business situation (VAS)	Erwartete Geschäftsentwicklung (Slider)
2.13)	dl_expectbus_clicks	expected business situation (clicks)	Erwartete Geschäftsentwicklung (Klicks)
2.14)	dl_expectbus_unc	uncertainty w.r.t. commercial operation	Slider Unsicherheit
2.15)	dl_pricenext	prices for the next 3 months	Erwartete Preisentwicklung in den nächsten 3 Monaten

#### 3. Special questions

No.	Name	Label	German description
3.1)	dl_constrbus	constraints to business activity	Behinderung der Geschäftstätigkeit
3.2)	dl_lackdem	constraints by lack of demand	Behinderung der Geschäftstätigkeit durch unzureichende Nachfrage
3.3)	dl_skilllack	constraints: lack of skilled labour	Behinderung der Geschäftstätigkeit durch Mangel an Fachkräften
3.4)	dl_lacktec	constraints by lack of technical capacities	Behinderung der Geschäftstätigkeit durch zu geringe technische Kapazitäten
3.5)	dl_finan	constraints by problems of financing	Behinderung der Geschäftstätigkeit durch Finanzierungsengpässe
3.6)	dl_lackroom	constraints by lack of room / business equipment	Behinderung der Geschäftstätigkeit durch Raummangel
3.7)	dl_weather	constraints by weather conditions	Behinderung der Geschäftstätigkeit durch Wetterlage
3.8)	dl_othrea	constraints by other reasons	Behinderung der Geschäftstätigkeit durch andere Ursachen
3.9)	dl_kap1	potential of existing capacity	Potential der vorhandenen Kapazitäten
3.10)	dl_kap2	potential capacity expansion in %	Potential der vorhandenen Kapazitäten in %
3.11)	dl_fambus	family business	Familienunternehmen
3.12)	dl_minim1	minimum wage q1	Mindestlohn Frage 1
3.13)	dl_minim2	minimum wage q2	Mindestlohn Frage 2
3.14)	dl_minim3	minimum wage q3	Mindestlohn Frage 3
3.15)	dl_minim4	minimum wage q4	Mindestlohn Frage 4
3.16)	dl_minim5	minimum wage q5	Mindestlohn Frage 5
3.17)	dl_minim6	minimum wage q6	Mindestlohn Frage 6
3.18)	dl_minim7	minimum wage q7	Mindestlohn Frage 7
3.19)	dl_minim8	minimum wage q8	Mindestlohn Frage 8

3.20)	dl_invest_lj	total investment last year	Entwicklung der Investitionen letztes Jahr
3.21)	dl_invcon_lj	investment in construction last year	Investitionen in Bauten letztes Jahr
3.22)	dl_inveq_lj	investment in equipment last year	Investitionen in Ausrüstung letztes Jahr
3.23)	dl_invest_dj	total investment this year	Investitionserwartungen für das kommende Jahr
3.24)	dl_invcon_dj	investment in construction this year	Erwartete Investitionen in Bauten dieses Jahr
3.25)	dl_inveq_dj	investment in equipment this year	Erwartete Investitionen in Ausrüstung dieses Jahr
3.26)	dl_invest_nj	total investment next year	Investitionen im kommenden Jahr, insgesamt
3.27)	dl_invcon_nj	investment in construction next year	Investitionen im kommenden Jahr, Bauten
3.28)	dl_inveq_nj	investment in equipment next year	Investitionen im kommenden Jahr, Ausrüstung
3.29)	dl_ref1	refugees question 1	Flüchtlinge Frage 1
3.30)	dl_ref2	refugees question 2	Flüchtlinge Frage 2
3.31)	dl_ref3	refugees question 3	Flüchtlinge Frage 3
3.32)	dl_ref4	refugees question 4	Flüchtlinge Frage 4
3.33)	dl_ref5	refugees question 5	Flüchtlinge Frage 5
3.34)	dl_ref6	refugees question 6	Flüchtlinge Frage 6
3.35)	dl_ref7	refugees question 7	Flüchtlinge Frage 7
3.36)	dl_ref8	refugees question 8	Flüchtlinge Frage 8
3.37)	dl_ref9	refugees question 9	Flüchtlinge Frage 9
3.38)	dl_minim_post1	affected by minimum wage	von Mindestlohn betroffen
3.39)	dl_minim_post2	no minimum wage measures	keine Mindestlohn- Maßnahmen
3.40)	dl_minim_post3	measures: employee reduction	Maßnahmen: Personalabbau
3.41)	dl_minim_post4	measures: working hour reduction	Maßnahmen: Arbeitszeitreduzierung
3.42)	dl_minim_post5	measures: increased prices	Maßnahmen: Preiserhöhungen
3.43)	dl_minim_post6	measures: decreased investment	Maßnahmen: verringerte Investitionen
3.44)	dl_minim_post7	measures: decreased special payments	Maßnahmen: Kürzungen von Sonderzahlungen
3.45)	dl_minim_post8	less minijobs	Minijobs weggefallen
3.46)	dl_minim_post9	minijobs transformed into insurable employment	Minijobs in soz.vers.pflichtige Besch.verhältnisse umgewandelt
3.47)	dl_minim_post10	new insurable employment	neue soz.vers.pflichtige Besch.verhältnisse
3.48)	dl_minim_post11	employment relationships did not change	keine veränderten Besch.Verhältnisse
3.49)	dl_credityes	credit agreement signed	Kreditvertrag abgeschlossen
3.50)	dl_creditno	credit agreement not signed	Kreditvertrag nicht abgeschlossen
3.51)	dl_credituse1	financing of ongoing operating resources	Finanzierung laufender Kreditmittel
3.52)	dl_credituse2	financing of an investment	Finanzierung einer Investition
3.53)	dl_credituse3	other financing	Sonstiger Verwendungszweck
3.54)	dl_midmanager	mid tier: more than 4 managers	Mittelstand: mehr als 4 Manager
3.55)	dl_midmanshare	mid tier: at least one manager has shares	Mittelstand: Mindestens ein Manager hat Anteile
3.56)	dl_midyes	mid tier: company rated as mid tier	Mittelstand: Als Mittelstand eingeschätzt
3.57)	dl_credit2_1	credit seeking	Kreditverhandlungen durchgeführt
3.58)	dl_credit2_2	credit allocation	Kreditvergabe: Verhalten der Banken
3.59)	dl_credit2_3	reasons for not credit seeking	Gründe für keine Kreditverhandlungen
3.60)	dl_exports	exporting services to foreign companies/persons	Export von Dienstleistungen
3.61)	dl_negint	confronted with negative interest rates	Wurden Sie mit Negativzinsen konfrontiert?
3.62)	dl_negint_noact	negative interest actions: none	Keine Maßnahmen
3.63)	dl_negint_agree	negative interest actions: bank agreements	Verhandlungen mit Bank
3.64)	dl_negint_change	negative interest actions: change of bank	Wechsel der Bank
3.65)	dl_negint_inc	negative interest actions: increase of cash	Erhöhung der Bargeldhaltung
3.66)	dl_negint_redas	negative interest actions: redeployment in other financial assets and settlement of credits	Umschichtung Finanzanlagen/Rückzahlung von Krediten
3.67)	dl_negint_redasint	negative interest actions: redeployment of assets within company	Umschichtung des Guthabens
3.68)	dl_negint_inv	negative interest actions: investing or preponing (additional) investments	Investitionen
3.69)	dl_negint_oth	negative interest actions: other	Andere
3.70)	dl_negint_burden	burden of negative interest rates on profit situation	Belastung durch Negativzinsproblematik
3.71)	dl_negint_banks	number of relationship banks	Wie viele Banken?
3.72)	dl_ustax_sales	tax reform: percentage sales in US	US Steuerreform: prozentualer Umsatz in USA
3.73)	dl_ustax_competition	tax reform: competition with US-companies	US Steuerreform: Wettbewerb mit US-Firmen
3.74)	dl_ustax_shortterm	tax reform: tax burden short term	US Steuerreform: Steuerbelastung kurzfristig
3.75)	dl_ustax_longterm	tax reform: tax burden long term	US Steuerreform: Steuerbelastung langfristig
3.76)	dl_ustax_export	tax reform: reaction export	US Steuerreform: Reaktion Exporte
3.77)	dl_ustax_import	tax reform: reaction import	US Steuerreform: Reaktion Importe
3.78)	dl_ustax_invus	tax reform: reaction investment in US	US Steuerreform: Reaktion Investitionen in USA
3.79)	dl_ustax_invger	tax reform: reaction investment in Germany	US Steuerreform: Reaktion Investitionen in Deutschland
3.80)	dl_ustax_intelprop	tax reform: relocation of intellectual property	US Steuerreform: Verlagerung von geistigen Eigentum

## 1. Variables of identification

No.	Name	Label	Survey period	Survey frequency
-----	------	-------	---------------	------------------

1.1)	survey	survey	East and West since 10/2004	monthly survey
------	--------	--------	-----------------------------	----------------

2004	2005	2006	2007	2008	2009	2010	2011	2012	2013	Further information
WEST										
EAST										
2014	2015	2016	2017	2018	2019	2020	2021	2022	2023	
WEST										
EAST										

No.	Name	Label	Survey period	Survey frequency
-----	------	-------	---------------	------------------

1.2)	year	year	East and West since 10/2004	monthly survey
------	------	------	-----------------------------	----------------

2004	2005	2006	2007	2008	2009	2010	2011	2012	2013	Further information
WEST										Year of survey
EAST										
2014	2015	2016	2017	2018	2019	2020	2021	2022	2023	
WEST										
EAST										

No.	Name	Label	Survey period	Survey frequency
-----	------	-------	---------------	------------------

1.3)	month	month	East and West since 10/2004	monthly survey
------	-------	-------	-----------------------------	----------------

2004	2005	2006	2007	2008	2009	2010	2011	2012	2013	Further information
WEST										Month
EAST										
2014	2015	2016	2017	2018	2019	2020	2021	2022	2023	
WEST										
EAST										

No.	Name	Label	Survey period	Survey frequency
-----	------	-------	---------------	------------------

1.4)	idnum	firm X adress file id	East and West since 10/2004	monthly survey
------	-------	-----------------------	-----------------------------	----------------

2004	2005	2006	2007	2008	2009	2010	2011	2012	2013	Further information
WEST										Firm X adress file id  7 digits
EAST										
2014	2015	2016	2017	2018	2019	2020	2021	2022	2023	
WEST										
EAST										

No.	Name	Label	Survey period	Survey frequency
1.5)	runnum	running number of plant	East and West since 10/2004	monthly survey
			2004 2005 2006 2007 2008 2009 2010 2011 2012 2013	Further information
			WEST	running number of plant
			EAST	
			2014 2015 2016 2017 2018 2019 2020 2021 2022 2023	
			WEST	
			EAST	

No.	Name	Label	Survey period	Survey frequency
1.6)	dl_plantnum	KT information id	East and West since 10/2004	monthly survey
			2004 2005 2006 2007 2008 2009 2010 2011 2012 2013	Further information
			WEST	KT information id, 12 digits, created with DL-branch number
			EAST	
			2014 2015 2016 2017 2018 2019 2020 2021 2022 2023	digit 1-5: 1.5) sec Economic sector
			WEST	digit 6-7: 1.15) fedstaifo federal state according to ifo code
			EAST	digit 8-12: 1.11) runnum running firm number

No.	Name	Label	Survey period	Survey frequency
1.7)	sector_id	sector id	East and West since 10/2004	monthly survey
			2004 2005 2006 2007 2008 2009 2010 2011 2012 2013	Further information
			WEST	
			EAST	
			2014 2015 2016 2017 2018 2019 2020 2021 2022 2023	
			WEST	
			EAST	

No.	Name	Label	Survey period	Survey frequency
1.8)	fedstaifo	federal state (ifo-code)	East and West since 10/2004	monthly survey
			2004 2005 2006 2007 2008 2009 2010 2011 2012 2013	Further information
			WEST	federal state according to ifo code
			EAST	
			2014 2015 2016 2017 2018 2019 2020 2021 2022 2023	1 "[01] Berlin West" 9 "[09] Baden-Wuerttemberg"
			WEST	2 "[02] Schleswig-Holstein" 10 "[10] Bavaria"
			EAST	3 "[03] Hamburg" 11 "[11] Saarland"
				4 "[04] Bremen" 12 "[12] Mecklenburg-Western-Pomerania"
				5 "[05] Lower Saxony" 13 "[13] Brandenburg (incl. Berlin East)"
				6 "[06] Nordrhein-Westphalia" 14 "[14] Saxony-Anhalt"
				7 "[07] Rhineland-Palatinate" 15 "[15] Saxony"
				8 "[08] Hesse" 16 "[16] Thuringia"

No.	Name	Label	Survey period	Survey frequency
1.9)	sector_wz03	wz03 sector classification	East and West 10/2004 to 03/2011	monthly survey
			2004 2005 2006 2007 2008 2009 2010 2011 2012 2013	Further information
			WEST	Sector according to WZ03
			EAST	
			2014 2015 2016 2017 2018 2019 2020 2021 2022 2023	

No.	Name	Label	Survey period	Survey frequency
1.10)	sector_wz08	wz08 sector classification	East and West 01/2005	once

East and West since 04/2011 monthly survey

2004	2005	2006	2007	2008	2009	2010	2011	2012	2013	Further information
							WEST			Sector according to WZ08
							EAST			
2014	2015	2016	2017	2018	2019	2020	2021	2022	2023	
WEST										
EAST										

No.	Name	Label	Survey period	Survey frequency
-----	------	-------	---------------	------------------

1.11) sector\_total ebdc sector classification East and West since 10/2004 monthly

2004	2005	2006	2007	2008	2009	2010	2011	2012	2013	Further information
							WEST			Sector according to the EBDC
							EAST			
2014	2015	2016	2017	2018	2019	2020	2021	2022	2023	
WEST										
EAST										[1] agriculture, hunting and related activities [5] mining [10] publishing industry, printing industry, reproduction of recorded sound, image and data storage media [25] repair and instalation of machines and equipment [26] recycling [27] energy and water supply [28] effluent, waste and other disposal [29] construction industry [30] vehicle trade, maintenance and repair of vehicles, gas stations [31] wholesale and trade mediation [32] retail (without vehicle trade and gas stations), repair of goods [33] transport, auxiliary and secondary activities for transport [34] postal, courier and express services [35] hospitality, lodging, gastronomy [36] publishing; movie and tv show production and distribution; cinemas; recording studios and music publishing [37] broadcasting; telecommunications; information and information technology services; news communications [38] financial and insurance services [39] real estate and housing business [40] dataprocessing and databases [41] law, tax and business consultancy, auditing, administration and governance of businesses [42] architecture and engineering offices; technical, physical and chemical analysis; other freelance, scientific and technical activities [43] research and development [44] advertisement and market research [45] other economic services [46] renting of movable objects [47] mediation and assignment of manpower [48] travel agencies, travel business and other booking services [49] sentry and security services, investigative agencies [50] facility maintenance, horticulture, landscaping [51] public administration, defense, social insurance [52] education [53] health, veterinary and social sector; asylums [54] predominantly personal services (e.g.: entertaining activities, libraries, museums, botanical gardens, sports, recreation services) [55] advocacy, church and other associations (without social services, culture and sports) [56] repair of dataprocessing devices and goods [57] other services [60] extritorial organisations and entities;

No.	Name	Label	Survey period	Survey frequency
-----	------	-------	---------------	------------------

1.12) dl\_size size range East and West since 04/2011 monthly survey

2004	2005	2006	2007	2008	2009	2010	2011	2012	2013	Further information								
							WEST			Size range								
							EAST											
2014	2015	2016	2017	2018	2019	2020	2021	2022	2023									
WEST																		
EAST										[1] <250000 Euro [2] 250000 - 1m Euro [3] 1m - 5m Euro [4] 5m - 10m Euro [5] 10m - 25m Euro [6] >25m Euro								
										<table border="1"> <thead> <tr> <th>turnover</th><th>dl_size_turnover</th><th>dl_size</th><th>weight*</th> </tr> </thead> <tbody> <tr> <td>&lt;50000 Euro</td><td>1</td><td></td><td>1</td> </tr> </tbody> </table>	turnover	dl_size_turnover	dl_size	weight*	<50000 Euro	1		1
turnover	dl_size_turnover	dl_size	weight*															
<50000 Euro	1		1															

50000 - 100000 Euro	2	1	2
100000 - 250000 Euro	3		3
250000 - 500000 Euro	4	2	4
500000 - 1mill. Euro	5		5
1mill. - 2mill. Euro	6	3	6
2mill. - 5mill. Euro	7		7
5mill. - 10mill. Euro	8	4	8
10mill. - 25mill. Euro	9	5	9
25mill. - 50mill. Euro	10	6	10
50mill. - 100mill. Euro	11		
100mill. - 250mill. Euro	12		
250mill. - 500mill. Euro	13		
500mill. - 1mrd. Euro	14		
1mrd.-2mrd. Euro	15		
2mrd - 5mrd. Euro	16		
5mrd. - 10 mrd. Euro	17		
10mrd. - 25mrd. Euro	18		
25mrd. - 50mrd. Euro	19		
50mrd. - 100mrd. Euro	20		
>100mrd. Euro	21		
* not included in the panel anymore (could be generated via dl_size_turnover)			

No.	Name	Label	Survey period	Survey frequency
-----	------	-------	---------------	------------------

1.13) **dl\_size\_turnover** size of turnover East and West since 01/2010 monthly survey

2004	2005	2006	2007	2008	2009	2010	2011	2012	2013	Further information
						WEST				Size of turnover specification of dl_size
						EAST				
										[0] >no information
										[1] <50000 Euro
										[2] 50000 - 100000 Euro
										[3] 100000 - 250000 Euro
										[4] 250000 - 500000 Euro
										[5] 500000 - 1m Euro
										[6] 1m - 2m Euro
										[7] 2m - 5m Euro
										[8] 5m - 10m Euro
										[9] 10m - 25m Euro
										[10] 25m - 50m Euro
										[11] 50m - 100m Euro
										[12] 100m - 250m Euro
										[13] 250m - 500m Euro
										[14] 500m-1mrd. Euro
										[15] 1mrd.-2mrd. Euro
										[16] 2mrd - 5mrd. Euro
										[17] 5mrd. - 10 mrd. Euro
										[18] 10mrd. - 25mrd. Euro
										[19] 25mrd. - 50mrd. Euro
										[20] 50mrd. - 100mrd. Euro
										[21] >100mrd. Euro

turnover	dl_size_turnover (Umsatzgrößenklasse)	dl_size (Umsatzgrößenklasse in Größenklasse)	weight* (Umsatzgrößenklasse in Gewicht)
<50000 Euro	1	1	1
50000 - 100000 Euro	2		2
100000 - 250000 Euro	3		3
250000 - 500000 Euro	4	2	4
500000 - 1mill. Euro	5		5
1mill. - 2mill. Euro	6	3	6
2mill. - 5mill. Euro	7		7
5mill. - 10mill. Euro	8	4	8
10mill. - 25mill. Euro	9	5	9
25mill. - 50mill. Euro	10	6	10
50mill. - 100mill. Euro	11		
100mill. - 250mill. Euro	12		
250mill. - 500mill. Euro	13		
500mill. - 1mrd. Euro	14		
1mrd. - 2mrd. Euro	15		
2mrd. - 5mrd. Euro	16		
5mrd. - 10 mrd. Euro	17		
10mrd. - 25mrd. Euro	18		
25mrd. - 50mrd. Euro	19		
50mrd. - 100mrd. Euro	20		
>100mrd. Euro	21		

\* not included in the panel anymore  
(could be generated via dl\_size\_turnover)

No.	Name	Label	Survey period	Survey frequency
-----	------	-------	---------------	------------------

1.14) size\_empl size of employees East and West since 05/2012 monthly survey

2004	2005	2006	2007	2008	2009	2010	2011	2012	2013	Further information
								WEST		Size of employees [0] >no information [1] <=4 [2] 5 - 9 [3] 10 - 19 [4] 20 - 49 [5] 50 - 99 [6] 100 - 249 [7] 250 - 499 [8] 500 - 999 [9] 1000 - 1999 [10] 2000 - 4999 [11] 5000 - 9999 [12] 10000 - 19999 [13] 20000 - 49999 [14] >=50000
								EAST		

No.	Name	Label	Survey period	Survey frequency
-----	------	-------	---------------	------------------



1.15)	online	online	East and West since 10/2004	monthly survey						
2004	2005	2006	2007	2008	2009	2010	2011	2012	2013	Further information
WEST										[1] fax [2] online [3] continuous text mail [4] pdf-mail [5] manually collected
EAST										
2014	2015	2016	2017	2018	2019	2020	2021	2022	2023	
WEST										
EAST										

No.	Name	Label	Survey period	Survey frequency
-----	------	-------	---------------	------------------

1.16)	survey_start	survey_start	East and West since 02/2005	monthly survey						
2004	2005	2006	2007	2008	2009	2010	2011	2012	2013	Further information
WEST										Start of survey Only refers to the participants who answered the questionnaire online.
EAST										
2014	2015	2016	2017	2018	2019	2020	2021	2022	2023	
WEST										
EAST										

No.	Name	Label	Survey period	Survey frequency
-----	------	-------	---------------	------------------

1.17)	survey_end	survey_end	East and West since 02/2005	monthly survey						
2004	2005	2006	2007	2008	2009	2010	2011	2012	2013	Further information
WEST										End of survey Only refers to the participants who answered the questionnaire online.
EAST										
2014	2015	2016	2017	2018	2019	2020	2021	2022	2023	
WEST										
EAST										

No.	Name	Label	Survey period	Survey frequency
-----	------	-------	---------------	------------------

1.18)	participation_date	participation date	East and West 02/2005-05/2014 East and West since 04/2018	monthly survey monthly survey						
2004	2005	2006	2007	2008	2009	2010	2011	2012	2013	Further information
WEST										Date of survey Only refers to the participants who answered the questionnaire online.
EAST										
2014	2015	2016	2017	2018	2019	2020	2021	2022	2023	
WEST										
EAST										

No.	Name	Label	Survey period	Survey frequency
-----	------	-------	---------------	------------------

1.19)	participation_hour	participation hour	East and West since 02/2005 East and West since 04/2018	monthly survey monthly survey						
2004	2005	2006	2007	2008	2009	2010	2011	2012	2013	Further information
WEST										Hour of survey Only refers to the participants who answered the questionnaire online.
EAST										
2014	2015	2016	2017	2018	2019	2020	2021	2022	2023	
WEST										
EAST										

No.	Name	Label	Survey period	Survey frequency
-----	------	-------	---------------	------------------

1.20)	participation_status	participation status	East and West since 02/2005	monthly survey						
2004	2005	2006	2007	2008	2009	2010	2011	2012	2013	Further information

	WEST												Participation status
	EAST												Only refers to the participants who answered the questionnaire online.
2014	2015	2016	2017	2018	2019	2020	2021	2022	2023				
	WEST												[1] complete
	EAST												[2] reworked
													[3] incomplete
													[4] not answered
													[5] ausgefüllt

No.	Name	Label	Survey period	Survey frequency
-----	------	-------	---------------	------------------

1.21)	dl_participant	participation in this survey	West since 10/2004 East since 10/2004	monthly survey monthly survey
-------	----------------	------------------------------	--	----------------------------------

2004	2005	2006	2007	2008	2009	2010	2011	2012	2013	Further information
WEST										introduced in 04/2018
OST										Participation in this survey:
2014	2015	2016	2017	2018	2019	2020	2021	2022	2023	[0] No [1] Yes
WEST										Calculation of variable:
OST										1, if data of online and statebus or comexp exists, 0 otherwise 1991-03/2018 variable=1, since 04/2018 variable can be 0 or 1 (due to a change in delivered data)

## 2. Standard questions

No.	Name	Label	Survey period	Survey frequency
-----	------	-------	---------------	------------------

2.1)	dl_statebus	state of business (appraisal)	East and West since 10/2004	monthly survey
------	-------------	-------------------------------	-----------------------------	----------------

### Wording of question

since 10/2004	Further information
Information about your own company (domestic)	Appraisal of the state of business
Current situation (appraisal and development)	
1. We evaluate our state of business currently to be	
good [1]	
satisfiable [2]	
bad [3]	
Time span of variable	
2004 2005 2006 2007 2008 2009 2010 2011 2012 2013	
WEST	
EAST	
2014 2015 2016 2017 2018 2019 2020 2021 2022 2023	
WEST	
EAST	

No.	Name	Label	Survey period	Survey frequency
-----	------	-------	---------------	------------------

2.2)	dl_statebus_sl	state of business (VAS)	West since 01/2017 East since 01/2017	monthly survey monthly survey
------	----------------	-------------------------	--	----------------------------------

### Wording of question

since 01/2017	Further information
<b>Current situation</b>	Appraisal of the state of business (VAS)
We consider our state of business for XY to be	online only
0-bad      50-satisfiable      100-good	
Other than the variable 2.1) dl_statebus the state of business is rated based on a visual analog scale	2.1) dl_statebus

Time span of variable

1980	1981	1982	1983	1984	1985	1986	1987	1988	1989
1990	1991	1992	1993	1994	1995	1996	1997	1998	1999
2000	2001	2002	2003	2004	2005	2006	2007	2008	2009
2010	2011	2012	2013	2014	2015	2016	2017	2018	2019
							WEST		
							EAST		

No.	Name	Label	Survey period	Survey frequency
-----	------	-------	---------------	------------------

2.3)	dl_statebus_clicks	state of business (clicks)	West since 01/2017 East since 01/2017	monthly survey monthly survey
------	--------------------	----------------------------	--	----------------------------------

Time span of variable

1980	1981	1982	1983	1984	1985	1986	1987	1988	1989	Further information Appraisal of the state of business (Clicks)  Number of clicks for question 2.2) dl_statebus_sl online only
1990	1991	1992	1993	1994	1995	1996	1997	1998	1999	
2000	2001	2002	2003	2004	2005	2006	2007	2008	2009	
2010	2011	2012	2013	2014	2015	2016	2017	2018	2019	
							WEST			
							EAST			

No.	Name	Label	Survey period	Survey frequency
-----	------	-------	---------------	------------------

2.4)	dl_busvolqu	business volume last 3 months	East and West since 10/2004	monthly survey
------	-------------	-------------------------------	-----------------------------	----------------

Wording of question

since 10/2004	Further information							
<p><b>Information about your own company (domestic)</b></p> <p>Current situation (appraisal and development)</p> <table border="1"> <tr> <td rowspan="3">2. During the last 3 months our business volume has</td> <td>increased [1]</td> <td></td> </tr> <tr> <td>not changed [2]</td> <td></td> </tr> <tr> <td>decreased [3]</td> <td></td> </tr> </table>	2. During the last 3 months our business volume has	increased [1]		not changed [2]		decreased [3]		Development of the business volume during the last 3 months
2. During the last 3 months our business volume has		increased [1]						
		not changed [2]						
	decreased [3]							

Time span of variable

2004	2005	2006	2007	2008	2009	2010	2011	2012	2013
WEST									
EAST									
2014	2015	2016	2017	2018	2019	2020	2021	2022	2023
WEST									
EAST									

No.	Name	Label	Survey period	Survey frequency
-----	------	-------	---------------	------------------

2.5) **dl\_demandsales** demand / sales volume last 2-3 months East and West since 10/2004 monthly survey

**Wording of question**

<p>10/2004 - 06/2018</p> <p><b>Information about your own company (domestic)</b></p> <p>Current situation (appraisal and development)</p> <table border="1" style="margin-left: 20px;"> <tr> <td rowspan="3" style="background-color: #e6f2ff;">3a. During the last 2-3 months the demand* for our services or our sales volume* has</td> <td style="background-color: #e6f2ff;">increased [1]</td> <td style="background-color: #e6f2ff;"></td> </tr> <tr> <td style="background-color: #e6f2ff;">not changed [2]</td> <td style="background-color: #e6f2ff;"></td> </tr> <tr> <td style="background-color: #e6f2ff;">decreased [3]</td> <td style="background-color: #e6f2ff;"></td> </tr> </table>	3a. During the last 2-3 months the demand* for our services or our sales volume* has	increased [1]		not changed [2]		decreased [3]		<p><b>Further information</b></p> <p>Development of demand/sales volume during the last 2-3 months</p> <p>*Incl. Foreign demand/ sales volume</p>																																																					
3a. During the last 2-3 months the demand* for our services or our sales volume* has		increased [1]																																																											
		not changed [2]																																																											
	decreased [3]																																																												
<p><b>Time span of variable</b></p> <table border="1" style="width: 100%; text-align: center;"> <tr> <td>2004</td><td>2005</td><td>2006</td><td>2007</td><td>2008</td><td>2009</td><td>2010</td><td>2011</td><td>2012</td><td>2013</td> </tr> <tr> <td colspan="10">WEST</td> </tr> <tr> <td colspan="10">EAST</td> </tr> <tr> <td>2014</td><td>2015</td><td>2016</td><td>2017</td><td>2018</td><td>2019</td><td>2020</td><td>2021</td><td>2022</td><td>2023</td> </tr> <tr> <td colspan="10">WEST</td> </tr> <tr> <td colspan="10">EAST</td> </tr> </table>		2004	2005	2006	2007	2008	2009	2010	2011	2012	2013	WEST										EAST										2014	2015	2016	2017	2018	2019	2020	2021	2022	2023	WEST										EAST									
2004	2005	2006	2007	2008	2009	2010	2011	2012	2013																																																				
WEST																																																													
EAST																																																													
2014	2015	2016	2017	2018	2019	2020	2021	2022	2023																																																				
WEST																																																													
EAST																																																													

No.	Name	Label	Survey period	Survey frequency
-----	------	-------	---------------	------------------

2.6) **dl\_demandlast** demand / sales last month versus same month of previous year East and West since 10/2004 monthly survey

**Wording of question**

<p>10/2004 - 04/2009</p> <p><b>Information about your own company (domestic)</b></p> <p>Current situation (appraisal and development)</p> <table border="1" style="margin-left: 20px;"> <tr> <td rowspan="3" style="background-color: #e6f2ff;">3b. Compared to the same month of last year our demand* or sales volume [...] last month has</td> <td style="background-color: #e6f2ff;">increased [1]</td> <td style="background-color: #e6f2ff;"></td> </tr> <tr> <td style="background-color: #e6f2ff;">not changed [2]</td> <td style="background-color: #e6f2ff;"></td> </tr> <tr> <td style="background-color: #e6f2ff;">decreased [3]</td> <td style="background-color: #e6f2ff;"></td> </tr> </table>	3b. Compared to the same month of last year our demand* or sales volume [...] last month has	increased [1]		not changed [2]		decreased [3]		<p><b>Further information</b></p> <p>demand/ sales volume last month versus same month of previous year</p> <p>*Incl. Foreign demand/ sales volume</p>																																																					
3b. Compared to the same month of last year our demand* or sales volume [...] last month has		increased [1]																																																											
		not changed [2]																																																											
	decreased [3]																																																												
<p>05/2009 - 06/2018</p> <p><b>Information about your own company (domestic)</b></p> <p>Current situation (appraisal and development)</p> <table border="1" style="margin-left: 20px;"> <tr> <td rowspan="3" style="background-color: #e6f2ff;">3b. Compared to the same month of last year our demand* or sales volume [...] in the previous month has</td> <td style="background-color: #e6f2ff;">increased [1]</td> <td style="background-color: #e6f2ff;"></td> </tr> <tr> <td style="background-color: #e6f2ff;">not changed [2]</td> <td style="background-color: #e6f2ff;"></td> </tr> <tr> <td style="background-color: #e6f2ff;">decreased [3]</td> <td style="background-color: #e6f2ff;"></td> </tr> </table>	3b. Compared to the same month of last year our demand* or sales volume [...] in the previous month has	increased [1]		not changed [2]		decreased [3]																																																							
3b. Compared to the same month of last year our demand* or sales volume [...] in the previous month has		increased [1]																																																											
		not changed [2]																																																											
	decreased [3]																																																												
<p><b>Time span of variable</b></p> <table border="1" style="width: 100%; text-align: center;"> <tr> <td>2004</td><td>2005</td><td>2006</td><td>2007</td><td>2008</td><td>2009</td><td>2010</td><td>2011</td><td>2012</td><td>2013</td> </tr> <tr> <td colspan="10">WEST</td> </tr> <tr> <td colspan="10">EAST</td> </tr> <tr> <td>2014</td><td>2015</td><td>2016</td><td>2017</td><td>2018</td><td>2019</td><td>2020</td><td>2021</td><td>2022</td><td>2023</td> </tr> <tr> <td colspan="10">WEST</td> </tr> <tr> <td colspan="10">EAST</td> </tr> </table>		2004	2005	2006	2007	2008	2009	2010	2011	2012	2013	WEST										EAST										2014	2015	2016	2017	2018	2019	2020	2021	2022	2023	WEST										EAST									
2004	2005	2006	2007	2008	2009	2010	2011	2012	2013																																																				
WEST																																																													
EAST																																																													
2014	2015	2016	2017	2018	2019	2020	2021	2022	2023																																																				
WEST																																																													
EAST																																																													

No.	Name	Label	Survey period	Survey frequency
-----	------	-------	---------------	------------------

2.7) **dl\_orders** orders (appraisal) East and West since 10/2004 monthly survey

**Wording of question**

<p>since 10/2004</p> <p><b>Information about your own company (domestic)</b></p> <p>Current situation (appraisal and development)</p>	<p><b>Further information</b></p> <p>Appraisal of orders</p>
---	--

4. We evaluate our order backlog to be (given that an order backlog is typical for the branch)	relatively high [1]	
	sufficient [2]	
	too small [3]	

Time span of variable

2004	2005	2006	2007	2008	2009	2010	2011	2012	2013
WEST									
EAST									
2014	2015	2016	2017	2018	2019	2020	2021	2022	2023
WEST									
EAST									

No.	Name	Label	Survey period	Survey frequency
-----	------	-------	---------------	------------------

2.8)	dl_employlast	employees last 2-3 months	East and West since 10/2004 to 06/2018	monthly survey
------	---------------	---------------------------	--	----------------

Wording of question

10/2004 - 06/2018	Further information							
<p><b>Information about your own company (domestic)</b></p> <p>Current situation (appraisal and development)</p> <table border="1"> <tr> <td rowspan="3">5. During the last 2-3 months the number of our employees has</td> <td>increased [1]</td> <td></td> </tr> <tr> <td>not changed [2]</td> <td></td> </tr> <tr> <td>decreased [3]</td> <td></td> </tr> </table>	5. During the last 2-3 months the number of our employees has	increased [1]		not changed [2]		decreased [3]		<p>Development of the number of employees during the last 2-3 months</p> <p>This question was posed till 06/2018, since 07/2018 the same question is posed regarding the previous month (see dl_emplpast)</p>
5. During the last 2-3 months the number of our employees has		increased [1]						
		not changed [2]						
	decreased [3]							

Time span of variable

2004	2005	2006	2007	2008	2009	2010	2011	2012	2013
WEST									
EAST									
2014	2015	2016	2017	2018	2019	2020	2021	2022	2023
WEST									
EAST									

No.	Name	Label	Survey period	Survey frequency
-----	------	-------	---------------	------------------

2.9)	dl_demandexp	expected demand / sales volume for the next 3 months	2. East and West since 10/2004	monthly survey
------	--------------	--	--------------------------------	----------------

Wording of question

10/2004 - 06/2018	Further information							
<p><b>Information about your own company (domestic)</b></p> <p>Current situation (appraisal and development)</p> <table border="1"> <tr> <td rowspan="3">6. During the next 2-3 months the demand* for our services or our sales volume will be</td> <td>increasing [1]</td> <td></td> </tr> <tr> <td>not changing [2]</td> <td></td> </tr> <tr> <td>decreasing [3]</td> <td></td> </tr> </table>	6. During the next 2-3 months the demand* for our services or our sales volume will be	increasing [1]		not changing [2]		decreasing [3]		<p>Expected demand/ sales volume for the next 2-3 months</p> <p>*Incl. Foreign demand/ sales volume</p>
6. During the next 2-3 months the demand* for our services or our sales volume will be		increasing [1]						
		not changing [2]						
	decreasing [3]							

Time span of variable

2004	2005	2006	2007	2008	2009	2010	2011	2012	2013
WEST									
EAST									
2014	2015	2016	2017	2018	2019	2020	2021	2022	2023
WEST									
EAST									

No.	Name	Label	Survey period	Survey frequency
-----	------	-------	---------------	------------------

2.10) dl\_employexp expected employees for the next 2-3 months East and West since 10/2004 monthly survey

**Wording of question**

<p>since 10/2004</p> <p><b>Information about your own company (domestic)</b></p> <p>Current situation (appraisal and development)</p> <table border="1" style="width: 100%;"> <tr> <td rowspan="3" style="width: 70%;">7. During the next 2-3 months the number of employees will be</td> <td style="width: 15%;">increasing [1]</td> <td style="width: 15%;"></td> </tr> <tr> <td>not changing [2]</td> <td></td> </tr> <tr> <td>decreasing [3]</td> <td></td> </tr> </table>	7. During the next 2-3 months the number of employees will be	increasing [1]		not changing [2]		decreasing [3]		<p><b>Further information</b></p> <p>Expected development of number of employees during the next 2-3 months</p>																																																					
7. During the next 2-3 months the number of employees will be		increasing [1]																																																											
		not changing [2]																																																											
	decreasing [3]																																																												
<p><b>Time span of variable</b></p> <table border="1" style="width: 100%;"> <tr> <td>2004</td><td>2005</td><td>2006</td><td>2007</td><td>2008</td><td>2009</td><td>2010</td><td>2011</td><td>2012</td><td>2013</td> </tr> <tr> <td colspan="10">WEST</td> </tr> <tr> <td colspan="10">EAST</td> </tr> <tr> <td>2014</td><td>2015</td><td>2016</td><td>2017</td><td>2018</td><td>2019</td><td>2020</td><td>2021</td><td>2022</td><td>2023</td> </tr> <tr> <td colspan="10">WEST</td> </tr> <tr> <td colspan="10">EAST</td> </tr> </table>		2004	2005	2006	2007	2008	2009	2010	2011	2012	2013	WEST										EAST										2014	2015	2016	2017	2018	2019	2020	2021	2022	2023	WEST										EAST									
2004	2005	2006	2007	2008	2009	2010	2011	2012	2013																																																				
WEST																																																													
EAST																																																													
2014	2015	2016	2017	2018	2019	2020	2021	2022	2023																																																				
WEST																																																													
EAST																																																													

No.	Name	Label	Survey period	Survey frequency
-----	------	-------	---------------	------------------

2.11) dl\_expectbus expected business situation for the next 6 months East and West since 10/2004 monthly survey

**Wording of question**

<p>since 10/2004</p> <p><b>Information about your own company (domestic)</b></p> <p>Current situation (appraisal and development)</p> <table border="1" style="width: 100%;"> <tr> <td rowspan="3" style="width: 70%;">8. During the next 6 months our business situation will be</td> <td style="width: 15%;">more favourable [1]</td> <td style="width: 15%;"></td> </tr> <tr> <td>not changing [2]</td> <td></td> </tr> <tr> <td>less favourable [3]</td> <td></td> </tr> </table>	8. During the next 6 months our business situation will be	more favourable [1]		not changing [2]		less favourable [3]		<p><b>Further information</b></p> <p>Expected business situation for the next 6 months</p>																																																					
8. During the next 6 months our business situation will be		more favourable [1]																																																											
		not changing [2]																																																											
	less favourable [3]																																																												
<p><b>Time span of variable</b></p> <table border="1" style="width: 100%;"> <tr> <td>2004</td><td>2005</td><td>2006</td><td>2007</td><td>2008</td><td>2009</td><td>2010</td><td>2011</td><td>2012</td><td>2013</td> </tr> <tr> <td colspan="10">WEST</td> </tr> <tr> <td colspan="10">EAST</td> </tr> <tr> <td>2014</td><td>2015</td><td>2016</td><td>2017</td><td>2018</td><td>2019</td><td>2020</td><td>2021</td><td>2022</td><td>2023</td> </tr> <tr> <td colspan="10">WEST</td> </tr> <tr> <td colspan="10">EAST</td> </tr> </table>		2004	2005	2006	2007	2008	2009	2010	2011	2012	2013	WEST										EAST										2014	2015	2016	2017	2018	2019	2020	2021	2022	2023	WEST										EAST									
2004	2005	2006	2007	2008	2009	2010	2011	2012	2013																																																				
WEST																																																													
EAST																																																													
2014	2015	2016	2017	2018	2019	2020	2021	2022	2023																																																				
WEST																																																													
EAST																																																													

No.	Name	Label	Survey period	Survey frequency
-----	------	-------	---------------	------------------

2.12) dl\_expectbus\_sl expected commercial operations (VAS) West since 01/2017 East since 01/2017 monthly survey monthly survey

**Wording of question**

<p>since 01/2017</p> <p><b>Expectations for the next 6 months</b></p> <p>In cyclical regards our state of business for XY will be</p> <p style="text-align: center;"> ----- ----- ----- </p> <p>0- be rather less favourable      50-stay about the same      100-rather more favourable</p> <p>Other than the variable 2.11) dl_comexp the expected commercial is rated based on a visual analog scale</p>	<p><b>Further information</b></p> <p>Expected commercial (VAS)</p> <p>online only</p>
---	---

Time span of variable

1980	1981	1982	1983	1984	1985	1986	1987	1988	1989
1990	1991	1992	1993	1994	1995	1996	1997	1998	1999
2000	2001	2002	2003	2004	2005	2006	2007	2008	2009
2010	2011	2012	2013	2014	2015	2016	2017	2018	2019
							WEST		
							EAST		

No.	Name	Label	Survey period	Survey frequency
2.13)	dl_expectbus_clicks	expected commercial operations (clicks)	West since 01/2017 East since 01/2017	monthly survey monthly survey

Time span of variable

1980	1981	1982	1983	1984	1985	1986	1987	1988	1989	Further information  Number of clicks for question <b>2.12) dl_expectbus_sl</b>  online only
1990	1991	1992	1993	1994	1995	1996	1997	1998	1999	
2000	2001	2002	2003	2004	2005	2006	2007	2008	2009	
2010	2011	2012	2013	2014	2015	2016	2017	2018	2019	
							WEST			
							EAST			

No.	Name	Label	Survey period	Survey frequency
2.14)	dl_expectbus_unc	uncertainty w.r.t. commercial operation	West since 07/2017 East since 07/2017	monthly survey monthly survey

Wording of question

<p>since 07/2017</p> <p>We assess the <b>uncertainty</b> conguarding our commercial operation in the next 6 month as</p> <p style="text-align: center;"> ----- ----- ----- ----- </p> <p style="text-align: center;">0-low                      50-medium/seasonal                      100-high</p>	Further information																																																												
<p>Time span of variable</p> <table border="1"> <tr><td>1980</td><td>1981</td><td>1982</td><td>1983</td><td>1984</td><td>1985</td><td>1986</td><td>1987</td><td>1988</td><td>1989</td></tr> <tr><td>1990</td><td>1991</td><td>1992</td><td>1993</td><td>1994</td><td>1995</td><td>1996</td><td>1997</td><td>1998</td><td>1999</td></tr> <tr><td>2000</td><td>2001</td><td>2002</td><td>2003</td><td>2004</td><td>2005</td><td>2006</td><td>2007</td><td>2008</td><td>2009</td></tr> <tr><td>2010</td><td>2011</td><td>2012</td><td>2013</td><td>2014</td><td>2015</td><td>2016</td><td>2017</td><td>2018</td><td>2019</td></tr> <tr><td colspan="7"></td><td>WEST</td><td colspan="2"></td></tr> <tr><td colspan="7"></td><td>EAST</td><td colspan="2"></td></tr> </table>	1980	1981	1982	1983	1984	1985	1986	1987	1988	1989	1990	1991	1992	1993	1994	1995	1996	1997	1998	1999	2000	2001	2002	2003	2004	2005	2006	2007	2008	2009	2010	2011	2012	2013	2014	2015	2016	2017	2018	2019								WEST										EAST			online only
1980	1981	1982	1983	1984	1985	1986	1987	1988	1989																																																				
1990	1991	1992	1993	1994	1995	1996	1997	1998	1999																																																				
2000	2001	2002	2003	2004	2005	2006	2007	2008	2009																																																				
2010	2011	2012	2013	2014	2015	2016	2017	2018	2019																																																				
							WEST																																																						
							EAST																																																						

No.	Name	Label	Survey period	Survey frequency
-----	------	-------	---------------	------------------

2.15) dl\_pricenext prices for the next 3 months East and West since 10/2004 monthly survey

Wording of question

<p>since 10/2004</p> <p><b>Information about your own company (domestic)</b></p> <p>Current situation (appraisal and development)</p> <table border="1" style="width: 100%;"> <tr> <td rowspan="3" style="width: 70%; vertical-align: top;">           9. During the next 3 months the prices for our services will be         </td> <td style="width: 15%; text-align: center;">increasing [1]</td> <td style="width: 15%;"></td> </tr> <tr> <td style="text-align: center;">not changing [2]</td> <td></td> </tr> <tr> <td style="text-align: center;">decreasing [3]</td> <td></td> </tr> </table>	9. During the next 3 months the prices for our services will be	increasing [1]		not changing [2]		decreasing [3]		<p><b>Further information</b></p> <p>Expected development of prices for the next 3 months</p>																																																					
9. During the next 3 months the prices for our services will be		increasing [1]																																																											
		not changing [2]																																																											
	decreasing [3]																																																												
<p><b>Time span of variable</b></p> <table border="1" style="width: 100%; text-align: center;"> <tr> <td>2004</td><td>2005</td><td>2006</td><td>2007</td><td>2008</td><td>2009</td><td>2010</td><td>2011</td><td>2012</td><td>2013</td> </tr> <tr> <td colspan="10">WEST</td> </tr> <tr> <td colspan="10">EAST</td> </tr> <tr> <td>2014</td><td>2015</td><td>2016</td><td>2017</td><td>2018</td><td>2019</td><td>2020</td><td>2021</td><td>2022</td><td>2023</td> </tr> <tr> <td colspan="10">WEST</td> </tr> <tr> <td colspan="10">EAST</td> </tr> </table>		2004	2005	2006	2007	2008	2009	2010	2011	2012	2013	WEST										EAST										2014	2015	2016	2017	2018	2019	2020	2021	2022	2023	WEST										EAST									
2004	2005	2006	2007	2008	2009	2010	2011	2012	2013																																																				
WEST																																																													
EAST																																																													
2014	2015	2016	2017	2018	2019	2020	2021	2022	2023																																																				
WEST																																																													
EAST																																																													

**3. Special questions**

No.	Name	Label	Survey period	Survey frequency
-----	------	-------	---------------	------------------

3.1) dl\_constrbus constraints to business activity East and West since 10/2004 inquired in Jan, Apr, July, Oct

Wording of question

<p>since 10/2004</p> <p><b>Special questions (inquired only every 3 months)</b></p> <table border="1" style="width: 100%;"> <tr> <td rowspan="2" style="width: 70%; vertical-align: top;">           12. Our domestic business activity is currently constrained         </td> <td style="width: 15%; text-align: center;">yes [1]</td> <td style="width: 15%; text-align: center;">no [2]</td> </tr> <tr> <td style="text-align: center;">[1]</td> <td style="text-align: center;">[2]</td> </tr> </table>	12. Our domestic business activity is currently constrained	yes [1]	no [2]	[1]	[2]	<p><b>Further information</b></p> <p>Constraints to business activity</p> <p>[3]: Conflict - here, "no" was chosen, but for any constraining factor ( 3.2) dl_lackdem to 3.8) dl_otbrea), "yes" was crossed.</p>																																																							
12. Our domestic business activity is currently constrained		yes [1]	no [2]																																																										
	[1]	[2]																																																											
<p><b>Time span of variable</b></p> <table border="1" style="width: 100%; text-align: center;"> <tr> <td>2004</td><td>2005</td><td>2006</td><td>2007</td><td>2008</td><td>2009</td><td>2010</td><td>2011</td><td>2012</td><td>2013</td> </tr> <tr> <td colspan="10">WEST</td> </tr> <tr> <td colspan="10">EAST</td> </tr> <tr> <td>2014</td><td>2015</td><td>2016</td><td>2017</td><td>2018</td><td>2019</td><td>2020</td><td>2021</td><td>2022</td><td>2023</td> </tr> <tr> <td colspan="10">WEST</td> </tr> <tr> <td colspan="10">EAST</td> </tr> </table>		2004	2005	2006	2007	2008	2009	2010	2011	2012	2013	WEST										EAST										2014	2015	2016	2017	2018	2019	2020	2021	2022	2023	WEST										EAST									
2004	2005	2006	2007	2008	2009	2010	2011	2012	2013																																																				
WEST																																																													
EAST																																																													
2014	2015	2016	2017	2018	2019	2020	2021	2022	2023																																																				
WEST																																																													
EAST																																																													

No.	Name	Label	Survey period	Survey frequency
-----	------	-------	---------------	------------------

3.2) dl\_lackdem constraints by lack of demand East and West since 10/2004 inquired in Jan, Apr, July, Oct

Wording of question

<p>since 10/2004</p> <p><b>Special questions (inquired only every 3 months)</b></p> <p>12. Our domestic business activity is currently constrained</p> <p>...</p> <p>if yes, by following factors (multiple answers are possible)</p> <table border="1" style="width: 100%;"> <tr> <td rowspan="2" style="width: 70%; vertical-align: top;">           lack of orders, lack of demand [1]*         </td> <td style="width: 15%; text-align: center;">yes [1]</td> </tr> <tr> <td style="text-align: center;">[1]</td> </tr> </table>	lack of orders, lack of demand [1]*	yes [1]	[1]	<p><b>Further information</b></p> <p>Constraints by lack of demand</p>
lack of orders, lack of demand [1]*		yes [1]		
	[1]			
<p><b>Time span of variable</b></p>				



2004	2005	2006	2007	2008	2009	2010	2011	2012	2013
WEST									
EAST									
2014	2015	2016	2017	2018	2019	2020	2021	2022	2023
WEST									
EAST									

No.	Name	Label	Survey period	Survey frequency
-----	------	-------	---------------	------------------

3.3) **dl\_skilllack** constraints: lack of skilled labour East and West since 10/2004 inquired in Jan, Apr, July, Oct

**Wording of question**

<p>since 10/2004</p> <p><b>Special questions (inquired only every 3 months)</b></p> <p>12. Our domestic business activity is currently constrained</p> <p>...</p> <p>if yes, by following factors (multiple answers are possible)</p> <table border="1" style="margin-left: auto; margin-right: auto;"> <tr> <td style="width: 150px;">lack of skilled labour [1]*</td> <td style="width: 50px; text-align: center;">yes [1]</td> </tr> </table>	lack of skilled labour [1]*	yes [1]	<p><b>Further information</b></p> <p>Constraints by lack of skilled labour</p>
lack of skilled labour [1]*	yes [1]		

**Time span of variable**

2004	2005	2006	2007	2008	2009	2010	2011	2012	2013
WEST									
EAST									
2014	2015	2016	2017	2018	2019	2020	2021	2022	2023
WEST									
EAST									

No.	Name	Label	Survey period	Survey frequency
-----	------	-------	---------------	------------------

3.4) **dl\_lacktec** constraints by lack of technical capacities East and West since 10/2004 inquired in Jan, Apr, July, Oct

**Wording of question**

<p>since 10/2004</p> <p><b>Special questions (inquired only every 3 months)</b></p> <p>12. Our domestic business activity is currently constrained</p> <p>...</p> <p>if yes, by following factors (multiple answers are possible)</p> <table border="1" style="margin-left: auto; margin-right: auto;"> <tr> <td style="width: 150px;">lack of technical capacities [1]*</td> <td style="width: 50px; text-align: center;">yes [1]</td> </tr> </table>	lack of technical capacities [1]*	yes [1]	<p><b>Further information</b></p> <p>Constraints by lack of technical capacities</p>
lack of technical capacities [1]*	yes [1]		

**Time span of variable**

2004	2005	2006	2007	2008	2009	2010	2011	2012	2013
WEST									
EAST									
2014	2015	2016	2017	2018	2019	2020	2021	2022	2023
WEST									
EAST									

No.	Name	Label	Survey period	Survey frequency
-----	------	-------	---------------	------------------

3.5) **dl\_finan** constraints by problems of financing East and West since 10/2004 inquired in Jan, Apr, July, Oct

**Wording of question**

<p>since 10/2004</p> <p><b>Special questions (inquired only every 3 months)</b></p> <p>12. Our domestic business activity is currently constrained</p>	<p><b>Further information</b></p> <p>Constraints to business activity by problems of financing</p>
--	--

...  
if yes, by following factors  
(multiple answers are possible)

problems of financing [1]*	yes [1]
----------------------------	---------

**Time span of variable**

	2004	2005	2006	2007	2008	2009	2010	2011	2012	2013
WEST										
EAST										
	2014	2015	2016	2017	2018	2019	2020	2021	2022	2023
WEST										
EAST										

No.	Name	Label	Survey period	Survey frequency
-----	------	-------	---------------	------------------

3.6) dl\_lackroom constaints by lack of room/ business equipment East and West since 10/2004 inquired in Jan, Apr, July, Oct

**Wording of question**

since 10/2004

**Special questions (inquired only every 3 months)**

12. Our domestic business activity is currently constrained

...  
if yes, by following factors  
(multiple answers are possible)

lack of room/business equipment [1]*	yes [1]
--------------------------------------	---------

**Further information**

Constraints by lack of room/ business equipment

**Time span of variable**

	2004	2005	2006	2007	2008	2009	2010	2011	2012	2013
WEST										
EAST										
	2014	2015	2016	2017	2018	2019	2020	2021	2022	2023
WEST										
EAST										

No.	Name	Label	Survey period	Survey frequency
-----	------	-------	---------------	------------------

3.7) dl\_weather constaints by weather conditions East and West since 10/2004 inquired in Jan, Apr, July, Oct

**Wording of question**

since 10/2004

**Special questions (inquired only every 3 months)**

12. Our domestic business activity is currently constrained

...  
if yes, by following factors  
(multiple answers are possible)

weather conditions [1]*	yes [1]
-------------------------	---------

**Further information**

Constraints by weather conditions

**Time span of variable**

	2004	2005	2006	2007	2008	2009	2010	2011	2012	2013
WEST										
EAST										
	2014	2015	2016	2017	2018	2019	2020	2021	2022	2023
WEST										
EAST										

No.	Name	Label	Survey period	Survey frequency
-----	------	-------	---------------	------------------

3.8) dl\_othrea constraints by other reasons

East and West since 10/2004

inquired in Jan, Apr, July, Oct

Wording of question

<p>since 10/2004</p> <p><b>Special questions (inquired only every 3 months)</b></p> <p>12. Our domestic business activity is currently constrained</p> <p>...</p> <p>if yes, by following factors (multiple answers are possible)</p> <table border="1" style="margin-left: auto; margin-right: auto;"> <tr> <td style="width: 150px;">other reasons [1]*</td> <td style="width: 50px;">yes [1]</td> </tr> </table>	other reasons [1]*	yes [1]	<p><b>Further information</b></p> <p>Constraints by other reasons</p>																																																										
other reasons [1]*	yes [1]																																																												
<p><b>Time span of variable</b></p> <table border="1" style="width: 100%; text-align: center;"> <tr> <td>2004</td><td>2005</td><td>2006</td><td>2007</td><td>2008</td><td>2009</td><td>2010</td><td>2011</td><td>2012</td><td>2013</td> </tr> <tr> <td colspan="10">WEST</td> </tr> <tr> <td colspan="10">EAST</td> </tr> <tr> <td>2014</td><td>2015</td><td>2016</td><td>2017</td><td>2018</td><td>2019</td><td>2020</td><td>2021</td><td>2022</td><td>2023</td> </tr> <tr> <td colspan="10">WEST</td> </tr> <tr> <td colspan="10">EAST</td> </tr> </table>		2004	2005	2006	2007	2008	2009	2010	2011	2012	2013	WEST										EAST										2014	2015	2016	2017	2018	2019	2020	2021	2022	2023	WEST										EAST									
2004	2005	2006	2007	2008	2009	2010	2011	2012	2013																																																				
WEST																																																													
EAST																																																													
2014	2015	2016	2017	2018	2019	2020	2021	2022	2023																																																				
WEST																																																													
EAST																																																													

No.	Name	Label	Survey period	Survey frequency
-----	------	-------	---------------	------------------

3.09) dl\_kap1 potential of existing capacity

East and West since 04/2011

inquired in Jan, Apr, July, Oct

Wording of question


<p>since 04/2011</p> <p><b>Special questions (inquired only every 3 months)</b></p> <table border="1" style="margin-left: auto; margin-right: auto;"> <tr> <td style="width: 150px;">13. Would you currently be able to handle an increased demand with the capacities currently existing in your company?</td> <td style="width: 50px;">yes [1]</td> <td style="width: 50px;">no [2]</td> </tr> </table>	13. Would you currently be able to handle an increased demand with the capacities currently existing in your company?	yes [1]	no [2]	<p><b>Further information</b></p> <p>Potential of existing capacity</p>																																																									
13. Would you currently be able to handle an increased demand with the capacities currently existing in your company?	yes [1]	no [2]																																																											
<p><b>Time span of variable</b></p> <table border="1" style="width: 100%; text-align: center;"> <tr> <td>2004</td><td>2005</td><td>2006</td><td>2007</td><td>2008</td><td>2009</td><td>2010</td><td>2011</td><td>2012</td><td>2013</td> </tr> <tr> <td colspan="7"></td> <td colspan="3">WEST</td> </tr> <tr> <td colspan="7"></td> <td colspan="3">EAST</td> </tr> <tr> <td>2014</td><td>2015</td><td>2016</td><td>2017</td><td>2018</td><td>2019</td><td>2020</td><td>2021</td><td>2022</td><td>2023</td> </tr> <tr> <td colspan="10">WEST</td> </tr> <tr> <td colspan="10">EAST</td> </tr> </table>		2004	2005	2006	2007	2008	2009	2010	2011	2012	2013								WEST										EAST			2014	2015	2016	2017	2018	2019	2020	2021	2022	2023	WEST										EAST									
2004	2005	2006	2007	2008	2009	2010	2011	2012	2013																																																				
							WEST																																																						
							EAST																																																						
2014	2015	2016	2017	2018	2019	2020	2021	2022	2023																																																				
WEST																																																													
EAST																																																													

No.	Name	Label	Survey period	Survey frequency
3.10)	dl_kap2	potential capacity expansion in %	East and West since 04/2011	inquired in Jan, Apr, July, Oct

Wording of question

<p>since 04/2011</p> <p><b>Special questions (inquired only every 3 months)</b></p> <p>13. Would you currently be able to handle an increased demand with the capacities currently existing in your company?</p> <p>...</p> <p>if yes:</p> <div style="border: 1px solid black; padding: 5px; display: flex; align-items: center;"> <span style="margin-right: 10px;">We could expand our business activity by</span> <input style="width: 50px; text-align: center;" type="text"/> %         </div>	<p>Further information</p> <p>Potential capacity expansion in percentage</p>
--	--

Time span of variable

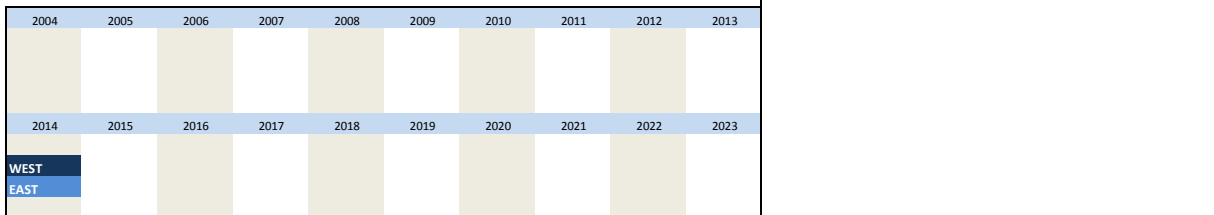


No.	Name	Label	Survey period	Survey frequency
3.11)	dl_fambus	family business	East and West 02/2014	once

Wording of question

<p>02/2014</p> <p>D) For research purposes?</p> <p>Do you envision yourself as a family business? (This means a company whose voting capital is held predominately by one or more families that are connected)</p> <p><input type="checkbox"/> yes[1]    <input type="checkbox"/> no[2]</p>	<p>Further Information</p>
---	----------------------------

Time span of variable




No.	Name	Label	Survey period	Survey frequency
3.12)	dl_minim1	minimum wage q1	East and West 11/2014	once

Wording of question

<p>11/2014</p> <p>1. 01/01/2015 the general minimum wage policy will be implemented. Is your company affected by this?</p> <p><input type="checkbox"/> yes[1]    <input type="checkbox"/> no[2]</p>	<p>Further information</p>
---	----------------------------

Time span of variable



2014	2015	2016	2017	2018	2019	2020	2021	2022	2023
WEST									
EAST									

No.	Name	Label	Survey period	Survey frequency
-----	------	-------	---------------	------------------

3.13)	dl_minim2	minimum wage q2	East and West 11/2014	once
-------	-----------	-----------------	-----------------------	------

Wording of question

<p>11/2014</p> <p>01/01/2015 the general minimum wage policy will be implemented. Is your company affected by this?</p> <p><input type="checkbox"/> yes    <input type="checkbox"/> no</p> <p>2. If yes: With which measures will you likely react to the minimum wage?</p> <p><input type="text"/> [1] No measures necessary or scheduled</p>	Further information
--	---------------------

Time span of variable

2004	2005	2006	2007	2008	2009	2010	2011	2012	2013
2014	2015	2016	2017	2018	2019	2020	2021	2022	2023
WEST									
EAST									

No.	Name	Label	Survey period	Survey frequency
-----	------	-------	---------------	------------------

3.14)	dl_minim3	minimum wage q3	East and West 11/2014	once
-------	-----------	-----------------	-----------------------	------

Wording of question

<p>11/2014</p> <p>01/01/2015 the general minimum wage policy will be implemented. Is your company affected by this?</p> <p><input type="checkbox"/> yes    <input type="checkbox"/> no</p> <p>2. If yes: With which measures will you likely react to the minimum wage?</p> <p><input type="text"/> [1] personnel cuts</p>	Further information
--	---------------------

Time span of variable

2004	2005	2006	2007	2008	2009	2010	2011	2012	2013
2014	2015	2016	2017	2018	2019	2020	2021	2022	2023
WEST									
EAST									

No.	Name	Label	Survey period	Survey frequency
-----	------	-------	---------------	------------------

3.15)	dl_minim4	minimum wage q4	East and West 11/2014	once
-------	-----------	-----------------	-----------------------	------

Wording of question

11/2014	Further information
---------	---------------------

01/01/2015 the general minimum wage policy will be implemented.  
Is your company affected by this?

yes  no

2. If yes: With which measures will you likely react to the minimum wage?

[1] reduction of working hours

Time span of variable

2004	2005	2006	2007	2008	2009	2010	2011	2012	2013
2014	2015	2016	2017	2018	2019	2020	2021	2022	2023
WEST									
EAST									

No.	Name	Label	Survey period	Survey frequency
3.16)	dl_minim5	minimum wage q5	East and West 11/2014	once

Wording of question

11/2014

01/01/2015 the general minimum wage policy will be implemented.  
Is your company affected by this?

yes  no

2. If yes: With which measures will you likely react to the minimum wage?

[1] increase in prices

Further information

Time span of variable

2004	2005	2006	2007	2008	2009	2010	2011	2012	2013
2014	2015	2016	2017	2018	2019	2020	2021	2022	2023
WEST									
EAST									

No.	Name	Label	Survey period	Survey frequency
3.17)	dl_minim6	minimum wage q6	East and West 11/2014	once

Wording of question

11/2014

01/01/2015 the general minimum wage policy will be implemented.  
Is your company affected by this?

yes  no

2. If yes: With which measures will you likely react to the minimum wage?

[1] reduction of investment

Further information

Time span of variable

2004	2005	2006	2007	2008	2009	2010	2011	2012	2013
------	------	------	------	------	------	------	------	------	------

2014	2015	2016	2017	2018	2019	2020	2021	2022	2023
WEST									
EAST									

No.	Name	Label	Survey period	Survey frequency
-----	------	-------	---------------	------------------

3.18)	dl_minim7	minimum wage q7	East and West 11/2014	once
-------	-----------	-----------------	-----------------------	------

Wording of question

<p>11/2014</p> <p>01/01/2015 the general minimum wage policy will be implemented. Is your company affected by this?</p> <p><input type="checkbox"/> yes    <input type="checkbox"/> no</p> <p>2. If yes: With which measures will you likely react to the minimum wage?</p> <p><input type="text"/> [1] reduction of special payments</p>	Further information
---	---------------------

Time span of variable

2004	2005	2006	2007	2008	2009	2010	2011	2012	2013
2014	2015	2016	2017	2018	2019	2020	2021	2022	2023
WEST									
EAST									

No.	Name	Label	Survey period	Survey frequency
-----	------	-------	---------------	------------------

3.19)	dl_minim8	minimum wage q8	East and West 11/2014	once
-------	-----------	-----------------	-----------------------	------

Wording of question

<p>11/2014</p> <p>01/01/2015 the general minimum wage policy will be implemented. Is your company affected by this?</p> <p><input type="checkbox"/> yes    <input type="checkbox"/> no</p> <p>2. If yes: With which measures will you likely react to the minimum wage?</p> <p><input type="text"/> [1] other</p>	Further information
---	---------------------

Time span of variable

2004	2005	2006	2007	2008	2009	2010	2011	2012	2013
2014	2015	2016	2017	2018	2019	2020	2021	2022	2023
WEST									
EAST									

No.	Name	Label	Survey period	Survey frequency
-----	------	-------	---------------	------------------

3.20)	dl_invest_lj	total investment last year	East and West in 04/2005 East and West since 05/2006	inquired once inquired in May
-------	--------------	----------------------------	---	----------------------------------

Wording of question

April	+	May	Further information
-------	---	-----	---------------------

2005 since 2006

**Special question investments**  
(only in May and November)

S1. Last year our investments* were (20XX** compared to 20YY**)	increased [1]	
	not changed [2]	
	decreased [3]	

Development of investments last year compared to the year before

\*Accruals to assets accounts incl. business buildings and accounted software, but without vacant land, residential buildings, second-hand or rented equipment and without acquisitions of participating interests

"20XX" means last year  
**Example:** if the question was posed in May 2009, "20XX"="2008".

"20YY" means two years ago  
**Example:** if the question was posed in May 2009, "20YY"="2007".

Until 2015 the special questions **3.20 invest\_lj**, **3.23 invest\_dj** and **3.26 invest\_nj** were expressed by 2 variables with different wording and meaning of the question depending on whether it was posed in May or November:

A variable about (past) investments referred to the previous year if asked in May, and it referred to the current year in November.  
A variable about expected investments that referred to the current year in May and to the upcoming year in November.  
Since 2015 these 2 variables are replaced by 3, referring to the past, the current and the upcoming year respectively.  
For previous years the old investment special questions are recorded such that they are constructed in the same way they are from 2015 on

**Time span of variable**

2004	2005	2006	2007	2008	2009	2010	2011	2012	2013
	WEST								
	EAST								
2014	2015	2016	2017	2018	2019	2020	2021	2022	2023
	WEST								
	EAST								

No.	Name	Label	Survey period	Survey frequency
3.21)	dl_invcon_lj	investment in construction last year	East and West since 05/2015	inquired in May

**Wording of question**

05/2015

**Investments**

1) Last year (20YY\*\* compared to 20WW\*\*) our investments\* were

S1. Last year our investments* were (20XX** compared to 20YY**)	<b>Total investments, thereof in: construction</b>	
	increased [1]	
	not changed [2]	
	decreased [3]	

Further information

\*Accruals to assets accounts incl. business buildings and accounted software, but without vacant land, residential buildings, second-hand or rented equipment and without acquisitions of participating interests

\*20YY means last year  
e.g.: If the question was posed in 2015: 20YY=2014

\*20WW means two years ago  
e.g.: If the question was posed in 2015: 20WW=2013

**Time span of variable**

2000	2001	2002	2003	2004	2005	2006	2007	2008	2009
2010	2011	2012	2013	2014	2015	2016	2017	2018	2019
					WEST				
					EAST				

No.	Name	Label	Survey period	Survey frequency
3.22)	dl_inveq_lj	investment in equipment last year	East and West since 05/2015	inquired in May

**Wording of question**

05/2015

**Investments**

1) Last year (20YY\*\* compared to 20WW\*\*) our investments\* were

S1. Last year our investments* were (20XX** compared to 20YY**)	<b>Total investments, thereof in: equipment</b>	
	increased [1]	
	not changed [2]	
	decreased [3]	

Further information

\*Accruals to assets accounts incl. business buildings and accounted software, but without vacant land, residential buildings, second-hand or rented equipment and without acquisitions of participating interests

\*20YY means last year  
e.g.: If the question was posed in 2015: 20YY=2014

\*20WW means two years ago  
e.g.: If the question was posed in 2015: 20WW=2013



Time span of variable

2000	2001	2002	2003	2004	2005	2006	2007	2008	2009
2010	2011	2012	2013	2014	2015	2016	2017	2018	2019

WEST  
EAST

No.	Name	Label	Survey period	Survey frequency
3.23)	dl_invest_dj	total investment this year	East and West since 05/2006	inquired in May, November

Wording of question

Further information							
<p>Development of Investments in the current year compared to the previous</p> <p>*Accruals to assets accounts incl. business buildings and accounted software, but without vacant land, residential buildings, second-hand or rented equipment and without acquisitions of participating interests</p> <p>"20WW" means current year <b>Example:</b> if the question was posed in November 2009, "20WW"="2009".</p> <p>"20XX" means last year <b>Example:</b> if the question was posed in May 2009, "20XX"="2008".</p> <p>Until 2015 the special questions 3.20) invest_lj, 3.23) invest_dj and 3.26) invest_nj were expressed by 2 variables with different wording and meaning of the question depending on whether it was posed in May or November: A variable about (past) investments referred to the previous year if asked in May, and it referred to the current year in November. A variable about expected investments that referred to the current year in May and to the upcoming year in November. Since 2015 these 2 variables are replaced by 3, referring to the past, the current and the upcoming year respectively. For previous years the old investment special questions are recoded such that they are constructed in the same way they are from 2015 on</p>							
<p><b>April</b> + <b>May</b> 2005 since 2006</p> <p><b>Special question investments</b> (only in May and November)</p> <table border="1"> <tr> <td rowspan="3">S2. In the current year our investments* will likely (20WW** compared to 20XX**)</td> <td>increase [1]</td> <td></td> </tr> <tr> <td>not change [2]</td> <td></td> </tr> <tr> <td>decrease [3]</td> <td></td> </tr> </table>	S2. In the current year our investments* will likely (20WW** compared to 20XX**)	increase [1]		not change [2]		decrease [3]	
S2. In the current year our investments* will likely (20WW** compared to 20XX**)		increase [1]					
		not change [2]					
	decrease [3]						
<p><b>November</b> 2006 - 2008</p> <p><b>Special question investments</b> (only in May and November)</p> <table border="1"> <tr> <td rowspan="3">S1. In the current year our investments* will likely (20WW** compared to 20XX**)</td> <td>increase [1]</td> <td></td> </tr> <tr> <td>stay the same [2]</td> <td></td> </tr> <tr> <td>decrease[3]</td> <td></td> </tr> </table>	S1. In the current year our investments* will likely (20WW** compared to 20XX**)	increase [1]		stay the same [2]		decrease[3]	
S1. In the current year our investments* will likely (20WW** compared to 20XX**)		increase [1]					
		stay the same [2]					
	decrease[3]						
<p><b>November</b> + <b>May</b> since 2009 since 2015</p> <p><b>Special question investments</b> (only in May and November)</p> <table border="1"> <tr> <td rowspan="3">S1. In the current year our investments* will likely be (20WW** compared to 20XX**)</td> <td>increased [1]</td> <td></td> </tr> <tr> <td>not changed [2]</td> <td></td> </tr> <tr> <td>decreased [3]</td> <td></td> </tr> </table>	S1. In the current year our investments* will likely be (20WW** compared to 20XX**)	increased [1]		not changed [2]		decreased [3]	
S1. In the current year our investments* will likely be (20WW** compared to 20XX**)		increased [1]					
		not changed [2]					
	decreased [3]						

Time span of variable

2004	2005	2006	2007	2008	2009	2010	2011	2012	2013
2014	2015	2016	2017	2018	2019	2020	2021	2022	2023

WEST  
EAST

No.	Name	Label	Survey period	Survey frequency
3.24)	dl_invcn_dj	investment in construction this year	East and West since 05/2015	inquired in May/November

Wording of question

Further information					
<p>*Accruals to assets accounts incl. business buildings and accounted software, but without vacant land, residential buildings, second-hand or rented equipment and without acquisitions of participating interests</p>					
<p><b>November</b> + <b>May</b> since 2015</p> <p><b>Special question investments</b> (only in May and November)</p> <p><b>Total investments, thereof in: construction</b></p> <table border="1"> <tr> <td rowspan="2"></td> <td>increased [1]</td> <td></td> </tr> <tr> <td></td> <td></td> </tr> </table>		increased [1]			
		increased [1]			

S1. In the <u>current year</u> our investments* will likely be (20WW** compared to 20XX**)	not changed [2]	
	decreased [3]	

\*20XX means current year  
e.g.: If the question was posed in 2015: 20XX=2015

\*\*20YY means last year  
e.g.: If the question was posed in 2015: 20YY=2014

**Time span of variable**

2000	2001	2002	2003	2004	2005	2006	2007	2008	2009
2010	2011	2012	2013	2014	2015	2016	2017	2018	2019
					WEST				
					EAST				

No.	Name	Label	Survey period	Survey frequency
-----	------	-------	---------------	------------------

3.25) **dl\_inveq\_dj** investment in equipment this year East and West since 05/2015 inquired in May/November

**Wording of question**

<p>November + May since 2015</p> <p><b>Special question investments</b> (only in May and November)</p> <p><b>Total investments, thereof in: equipment</b></p> <table border="1"> <tr> <td rowspan="3">S1. In the <u>current year</u> our investments* will likely be (20WW** compared to 20XX**)</td> <td>increased [1]</td> <td></td> </tr> <tr> <td>not changed [2]</td> <td></td> </tr> <tr> <td>decreased [3]</td> <td></td> </tr> </table>	S1. In the <u>current year</u> our investments* will likely be (20WW** compared to 20XX**)	increased [1]		not changed [2]		decreased [3]		<p><b>Further information</b></p> <p>*Accruals to assets accounts incl. business buildings and accounted software, but without vacant land, residential buildings, second-hand or rented equipment and without acquisitions of participating interests</p> <p>*20XX means current year e.g.: If the question was posed in 2015: 20XX=2015</p> <p>**20YY means last year e.g.: If the question was posed in 2015: 20YY=2014</p>																																	
S1. In the <u>current year</u> our investments* will likely be (20WW** compared to 20XX**)		increased [1]																																							
		not changed [2]																																							
	decreased [3]																																								
<p><b>Time span of variable</b></p> <table border="1"> <tr> <td>2000</td><td>2001</td><td>2002</td><td>2003</td><td>2004</td><td>2005</td><td>2006</td><td>2007</td><td>2008</td><td>2009</td> </tr> <tr> <td>2010</td><td>2011</td><td>2012</td><td>2013</td><td>2014</td><td>2015</td><td>2016</td><td>2017</td><td>2018</td><td>2019</td> </tr> <tr> <td></td><td></td><td></td><td></td><td></td><td>WEST</td><td></td><td></td><td></td><td></td> </tr> <tr> <td></td><td></td><td></td><td></td><td></td><td>EAST</td><td></td><td></td><td></td><td></td> </tr> </table>	2000	2001	2002	2003	2004	2005	2006	2007	2008	2009	2010	2011	2012	2013	2014	2015	2016	2017	2018	2019						WEST										EAST					
2000	2001	2002	2003	2004	2005	2006	2007	2008	2009																																
2010	2011	2012	2013	2014	2015	2016	2017	2018	2019																																
					WEST																																				
					EAST																																				

No.	Name	Label	Survey period	Survey frequency
-----	------	-------	---------------	------------------

3.26) **dl\_invest\_nj** total investment next year East and West since 11/2006 inquired in November

**Wording of question**

<p>November since 2006</p> <p><b>Special question investments</b> (only in May and November)</p> <p><b>Total investments</b></p> <table border="1"> <tr> <td rowspan="3">S2. <u>Next year</u> our investments* will likely (20NN** compared to 20WW**)</td> <td>increase [1]</td> <td></td> </tr> <tr> <td>not change [2]</td> <td></td> </tr> <tr> <td>decrease [3]</td> <td></td> </tr> </table>	S2. <u>Next year</u> our investments* will likely (20NN** compared to 20WW**)	increase [1]		not change [2]		decrease [3]		<p><b>Further information</b></p> <p>Development of investments in the current year compared to the previous</p> <p>*Accruals to assets accounts incl. business buildings and accounted software, but without vacant land, residential buildings, second-hand or rented equipment and without acquisitions of participating interests</p> <p>**</p> <p>"20NN" means next year <b>Example:</b> if the question was posed in November 2009, "20NN"="2010".</p>
S2. <u>Next year</u> our investments* will likely (20NN** compared to 20WW**)		increase [1]						
		not change [2]						
	decrease [3]							
<p>November since 2015</p> <p><b>Special question investments</b> (only in May and November)</p> <p><b>Total investments</b></p> <table border="1"> <tr> <td rowspan="3">S2. <u>Next year</u> our investments* will likely be (20NN** compared to 20WW**)</td> <td>increased [1]</td> <td></td> </tr> <tr> <td>not changed [2]</td> <td></td> </tr> <tr> <td>decreased [3]</td> <td></td> </tr> </table>	S2. <u>Next year</u> our investments* will likely be (20NN** compared to 20WW**)	increased [1]		not changed [2]		decreased [3]		<p>"20WW" means current year <b>Example:</b> if the question was posed in November 2009, "20WW"="2009".</p> <p>Until 2015 the special questions 3.20) invest_lj, 3.23) invest_dj and 3.26) invest_nj were expressed by 2 variables with different wording and meaning of the question depending on whether it was posed in May or November: A variable about (past) investments referred to the previous year if asked in May, and it referred to the current year in November. A variable about expected investments that referred to the current year</p>
S2. <u>Next year</u> our investments* will likely be (20NN** compared to 20WW**)		increased [1]						
		not changed [2]						
	decreased [3]							

										in May and to the upcoming year in November. Since 2015 these 2 variables are replaced by 3, referring to the past, the current and the upcoming year respectively. For previous years the old investment special questions are recorded such that they are constructed in the same way they are from 2015 on
<b>Time span of variable</b>										
2004	2005	2006	2007	2008	2009	2010	2011	2012	2013	
	WEST									
	EAST									
2014	2015	2016	2017	2018	2019	2020	2021	2022	2023	
	WEST									
	EAST									

No.	Name	Label	Survey period	Survey frequency
3.27)	dl_invcon_nj	investment in construction next year	East and West since 11/2015	inquired in November

**Wording of question**

<p><b>November</b> since 2015</p> <p><b>Special question investments</b> (only in May and November)</p> <p><b>Total investments, thereof in: construction</b></p> <table border="1"> <tr> <td rowspan="3">S2. Next year our investments* will likely be (20NN** compared to 20WW**)</td> <td>increased [1]</td> <td></td> </tr> <tr> <td>not changed [2]</td> <td></td> </tr> <tr> <td>decreased [3]</td> <td></td> </tr> </table>	S2. Next year our investments* will likely be (20NN** compared to 20WW**)	increased [1]		not changed [2]		decreased [3]		<p><b>Further information</b></p> <p>*Accruals to assets accounts incl. business buildings and accounted software, but without vacant land, residential buildings, second-hand or rented equipment and without acquisitions of participating interests</p> <p>** "20NN" means next year <b>Example:</b> if the question was posed in November 2009, "20NN"="2010".</p> <p>"20WW" means current year <b>Example:</b> if the question was posed in November 2009, "20WW"="2009".</p>		
S2. Next year our investments* will likely be (20NN** compared to 20WW**)		increased [1]								
		not changed [2]								
	decreased [3]									
<b>Time span of variable</b>										
2000	2001	2002	2003	2004	2005	2006	2007	2008	2009	
2010	2011	2012	2013	2014	2015	2016	2017	2018	2019	
					WEST					
					EAST					

No.	Name	Label	Survey period	Survey frequency
3.28)	dl_inveq_nj	investment in equipment next year	East and West since 11/2015	inquired in November

**Wording of question**

<p><b>November</b> since 2015</p> <p><b>Special question investments</b> (only in May and November)</p> <p><b>Total investments, thereof in: equipment</b></p> <table border="1"> <tr> <td rowspan="3">S2. Next year our investments* will likely be (20NN** compared to 20WW**)</td> <td>increased [1]</td> <td></td> </tr> <tr> <td>not changed [2]</td> <td></td> </tr> <tr> <td>decreased [3]</td> <td></td> </tr> </table>	S2. Next year our investments* will likely be (20NN** compared to 20WW**)	increased [1]		not changed [2]		decreased [3]		<p><b>Further information</b></p> <p>*Accruals to assets accounts incl. business buildings and accounted software, but without vacant land, residential buildings, second-hand or rented equipment and without acquisitions of participating interests</p> <p>** "20NN" means next year <b>Example:</b> if the question was posed in November 2009, "20NN"="2010".</p> <p>"20WW" means current year <b>Example:</b> if the question was posed in November 2009, "20WW"="2009".</p>		
S2. Next year our investments* will likely be (20NN** compared to 20WW**)		increased [1]								
		not changed [2]								
	decreased [3]									
<b>Time span of variable</b>										
2000	2001	2002	2003	2004	2005	2006	2007	2008	2009	
2010	2011	2012	2013	2014	2015	2016	2017	2018	2019	
					WEST					
					EAST					

No.	Name	Label	Survey period	Survey frequency
3.29)	dl_ref1	refugees question 1	East and West 12/2015	once

**Wording of question**

<p>12/2015</p> <p>1. How large do you assess the potential of asylum seekers to be employed in the following positions?</p> <p style="text-align: center;">[1] small                      [2] large</p> <p>trainees                      <input type="text"/>                      <input type="text"/></p>	Further Information																																																		
Time span of variable																																																			
<table border="1" style="width: 100%; text-align: center;"> <tr> <td>2000</td><td>2001</td><td>2002</td><td>2003</td><td>2004</td><td>2005</td><td>2006</td><td>2007</td><td>2008</td><td>2009</td> </tr> <tr> <td style="background-color: #f2f2e6;"></td><td style="background-color: #f2f2e6;"></td><td style="background-color: #f2f2e6;"></td><td style="background-color: #f2f2e6;"></td><td style="background-color: #f2f2e6;"></td><td style="background-color: #f2f2e6;"></td><td style="background-color: #f2f2e6;"></td><td style="background-color: #f2f2e6;"></td><td style="background-color: #f2f2e6;"></td><td style="background-color: #f2f2e6;"></td> </tr> <tr> <td style="background-color: #e6f2ff;">2010</td><td style="background-color: #e6f2ff;">2011</td><td style="background-color: #e6f2ff;">2012</td><td style="background-color: #e6f2ff;">2013</td><td style="background-color: #e6f2ff;">2014</td><td style="background-color: #e6f2ff;">2015</td><td style="background-color: #e6f2ff;">2016</td><td style="background-color: #e6f2ff;">2017</td><td style="background-color: #e6f2ff;">2018</td><td style="background-color: #e6f2ff;">2019</td> </tr> <tr> <td style="background-color: #f2f2e6;"></td><td style="background-color: #f2f2e6;"></td><td style="background-color: #f2f2e6;"></td><td style="background-color: #f2f2e6;"></td><td style="background-color: #f2f2e6;"></td><td style="background-color: #f2f2e6;">WEST</td><td style="background-color: #f2f2e6;"></td><td style="background-color: #f2f2e6;"></td><td style="background-color: #f2f2e6;"></td><td style="background-color: #f2f2e6;"></td> </tr> <tr> <td style="background-color: #f2f2e6;"></td><td style="background-color: #f2f2e6;"></td><td style="background-color: #f2f2e6;"></td><td style="background-color: #f2f2e6;"></td><td style="background-color: #f2f2e6;"></td><td style="background-color: #f2f2e6;">EAST</td><td style="background-color: #f2f2e6;"></td><td style="background-color: #f2f2e6;"></td><td style="background-color: #f2f2e6;"></td><td style="background-color: #f2f2e6;"></td> </tr> </table>		2000	2001	2002	2003	2004	2005	2006	2007	2008	2009											2010	2011	2012	2013	2014	2015	2016	2017	2018	2019						WEST										EAST				
2000	2001	2002	2003	2004	2005	2006	2007	2008	2009																																										
2010	2011	2012	2013	2014	2015	2016	2017	2018	2019																																										
					WEST																																														
					EAST																																														

No.	Name	Label	Survey period	Survey frequency
3.30)	dl_ref2	refugees question 2	East and West 12/2015	once

Wording of question

<p>12/2015</p> <p>1. How large do you assess the potential of asylum seekers to be employed in the following positions?</p> <p style="text-align: center;">[1] small                      [2] large</p> <p>unskilled aid workers                      <input type="text"/>                      <input type="text"/></p>	Further Information																																																		
Time span of variable																																																			
<table border="1" style="width: 100%; text-align: center;"> <tr> <td>2000</td><td>2001</td><td>2002</td><td>2003</td><td>2004</td><td>2005</td><td>2006</td><td>2007</td><td>2008</td><td>2009</td> </tr> <tr> <td style="background-color: #f2f2e6;"></td><td style="background-color: #f2f2e6;"></td><td style="background-color: #f2f2e6;"></td><td style="background-color: #f2f2e6;"></td><td style="background-color: #f2f2e6;"></td><td style="background-color: #f2f2e6;"></td><td style="background-color: #f2f2e6;"></td><td style="background-color: #f2f2e6;"></td><td style="background-color: #f2f2e6;"></td><td style="background-color: #f2f2e6;"></td> </tr> <tr> <td style="background-color: #e6f2ff;">2010</td><td style="background-color: #e6f2ff;">2011</td><td style="background-color: #e6f2ff;">2012</td><td style="background-color: #e6f2ff;">2013</td><td style="background-color: #e6f2ff;">2014</td><td style="background-color: #e6f2ff;">2015</td><td style="background-color: #e6f2ff;">2016</td><td style="background-color: #e6f2ff;">2017</td><td style="background-color: #e6f2ff;">2018</td><td style="background-color: #e6f2ff;">2019</td> </tr> <tr> <td style="background-color: #f2f2e6;"></td><td style="background-color: #f2f2e6;"></td><td style="background-color: #f2f2e6;"></td><td style="background-color: #f2f2e6;"></td><td style="background-color: #f2f2e6;"></td><td style="background-color: #f2f2e6;">WEST</td><td style="background-color: #f2f2e6;"></td><td style="background-color: #f2f2e6;"></td><td style="background-color: #f2f2e6;"></td><td style="background-color: #f2f2e6;"></td> </tr> <tr> <td style="background-color: #f2f2e6;"></td><td style="background-color: #f2f2e6;"></td><td style="background-color: #f2f2e6;"></td><td style="background-color: #f2f2e6;"></td><td style="background-color: #f2f2e6;"></td><td style="background-color: #f2f2e6;">EAST</td><td style="background-color: #f2f2e6;"></td><td style="background-color: #f2f2e6;"></td><td style="background-color: #f2f2e6;"></td><td style="background-color: #f2f2e6;"></td> </tr> </table>		2000	2001	2002	2003	2004	2005	2006	2007	2008	2009											2010	2011	2012	2013	2014	2015	2016	2017	2018	2019						WEST										EAST				
2000	2001	2002	2003	2004	2005	2006	2007	2008	2009																																										
2010	2011	2012	2013	2014	2015	2016	2017	2018	2019																																										
					WEST																																														
					EAST																																														

No.	Name	Label	Survey period	Survey frequency
3.31)	dl_ref3	refugees question 3	East and West 12/2015	once

Wording of question

<p>12/2015</p> <p>1. How large do you assess the potential of asylum seekers to be employed in the following positions?</p> <p style="text-align: center;">[1] small                      [2] large</p> <p>skilled workers                      <input type="text"/>                      <input type="text"/></p>	Further Information																																																		
Time span of variable																																																			
<table border="1" style="width: 100%; text-align: center;"> <tr> <td>2000</td><td>2001</td><td>2002</td><td>2003</td><td>2004</td><td>2005</td><td>2006</td><td>2007</td><td>2008</td><td>2009</td> </tr> <tr> <td style="background-color: #f2f2e6;"></td><td style="background-color: #f2f2e6;"></td><td style="background-color: #f2f2e6;"></td><td style="background-color: #f2f2e6;"></td><td style="background-color: #f2f2e6;"></td><td style="background-color: #f2f2e6;"></td><td style="background-color: #f2f2e6;"></td><td style="background-color: #f2f2e6;"></td><td style="background-color: #f2f2e6;"></td><td style="background-color: #f2f2e6;"></td> </tr> <tr> <td style="background-color: #e6f2ff;">2010</td><td style="background-color: #e6f2ff;">2011</td><td style="background-color: #e6f2ff;">2012</td><td style="background-color: #e6f2ff;">2013</td><td style="background-color: #e6f2ff;">2014</td><td style="background-color: #e6f2ff;">2015</td><td style="background-color: #e6f2ff;">2016</td><td style="background-color: #e6f2ff;">2017</td><td style="background-color: #e6f2ff;">2018</td><td style="background-color: #e6f2ff;">2019</td> </tr> <tr> <td style="background-color: #f2f2e6;"></td><td style="background-color: #f2f2e6;"></td><td style="background-color: #f2f2e6;"></td><td style="background-color: #f2f2e6;"></td><td style="background-color: #f2f2e6;"></td><td style="background-color: #f2f2e6;">WEST</td><td style="background-color: #f2f2e6;"></td><td style="background-color: #f2f2e6;"></td><td style="background-color: #f2f2e6;"></td><td style="background-color: #f2f2e6;"></td> </tr> <tr> <td style="background-color: #f2f2e6;"></td><td style="background-color: #f2f2e6;"></td><td style="background-color: #f2f2e6;"></td><td style="background-color: #f2f2e6;"></td><td style="background-color: #f2f2e6;"></td><td style="background-color: #f2f2e6;">EAST</td><td style="background-color: #f2f2e6;"></td><td style="background-color: #f2f2e6;"></td><td style="background-color: #f2f2e6;"></td><td style="background-color: #f2f2e6;"></td> </tr> </table>		2000	2001	2002	2003	2004	2005	2006	2007	2008	2009											2010	2011	2012	2013	2014	2015	2016	2017	2018	2019						WEST										EAST				
2000	2001	2002	2003	2004	2005	2006	2007	2008	2009																																										
2010	2011	2012	2013	2014	2015	2016	2017	2018	2019																																										
					WEST																																														
					EAST																																														

No.	Name	Label	Survey period	Survey frequency
-----	------	-------	---------------	------------------

Wording of question

12/2015 1. How large do you assess the potential of asylum seekers to be employed in the following positions?  <div style="display: flex; justify-content: space-around;"> <span>[1] small</span> <span>[2] large</span> </div> leading positions <input type="text"/> <input type="text"/>	Further Information
---	---------------------

Time span of variable

2000	2001	2002	2003	2004	2005	2006	2007	2008	2009
2010	2011	2012	2013	2014	2015	2016	2017	2018	2019
					WEST				
					EAST				

No.	Name	Label	Survey period	Survey frequency
-----	------	-------	---------------	------------------

Wording of question

12/2015 1. How large do you assess the potential of asylum seekers to be employed in the following positions?  <div style="display: flex; justify-content: space-around;"> <span>[1] small</span> <span>[2] large</span> </div> other positions <input type="text"/> <input type="text"/>	Further Information
---	---------------------

Time span of variable

2000	2001	2002	2003	2004	2005	2006	2007	2008	2009
2010	2011	2012	2013	2014	2015	2016	2017	2018	2019
					WEST				
					EAST				

No.	Name	Label	Survey period	Survey frequency
-----	------	-------	---------------	------------------

Wording of question

12/2015 2. how much of an obstacle to employing asylum seekers do you consider the following factors to be in your branch:  <div style="display: flex; justify-content: space-around;"> <span>[1] little</span> <span>[2] much</span> </div> labor law-related provisions <input type="text"/> <input type="text"/>	Further Information
---	---------------------

Time span of variable

2000	2001	2002	2003	2004	2005	2006	2007	2008	2009
2010	2011	2012	2013	2014	2015	2016	2017	2018	2019
					WEST				
					EAST				

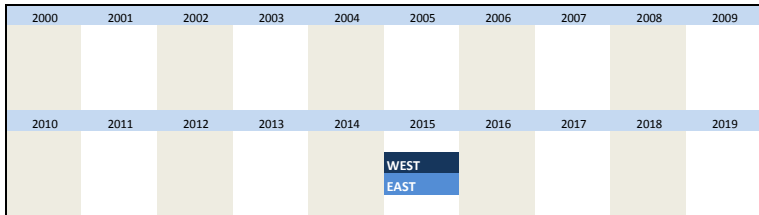
No.	Name	Label	Survey period	Survey frequency
-----	------	-------	---------------	------------------

3.35) dl\_ref7 refugees question 7 East and West 12/2015 once

**Wording of question**

<p>12/2015</p> <p>2. how much of an obstacle to employing asylum seekers do you consider the following factors to be in your branch:</p> <p style="text-align: center;">[1] little                      [2] much</p> <p>unfit level of qualification      <input type="text"/>                      <input type="text"/></p>	<p>Further Information</p>
--	----------------------------

**Time span of variable**



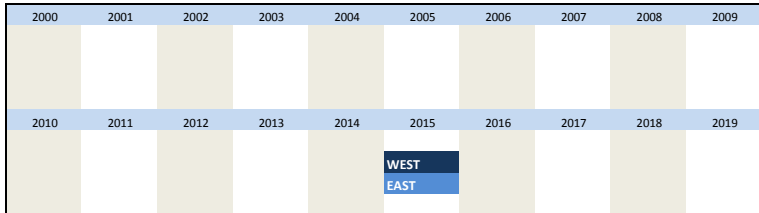
No.	Name	Label	Survey period	Survey frequency
-----	------	-------	---------------	------------------

3.36) dl\_ref8 refugees question 8 East and West 12/2015 once

**Wording of question**

<p>12/2015</p> <p>2. how much of an obstacle to employing asylum seekers do you consider the following factors to be in your branch:</p> <p style="text-align: center;">[1] little                      [2] much</p> <p>minimum wage                      <input type="text"/>                      <input type="text"/></p>	<p>Further Information</p>
--	----------------------------

**Time span of variable**



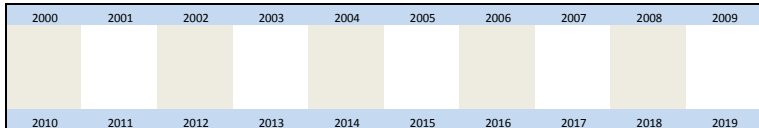
No.	Name	Label	Survey period	Survey frequency
-----	------	-------	---------------	------------------

3.37) dl\_ref9 refugees question 9 East and West 12/2015 once

**Wording of question**

<p>12/2015</p> <p>2. how much of an obstacle to employing asylum seekers do you consider the following factors to be in your branch:</p> <p style="text-align: center;">[1] little                      [2] much</p> <p>lack of language skills                      <input type="text"/>                      <input type="text"/></p>	<p>Further Information</p>
---	----------------------------

**Time span of variable**



			WEST EAST		
--	--	--	--------------	--	--

No.	Name	Label	Survey period	Survey frequency
-----	------	-------	---------------	------------------

3.38)	dl_minim_post1	affected by minimum wage	East and West 03/2016	once
-------	----------------	--------------------------	-----------------------	------

**Wording of question**

<p>03/2016</p> <p>01.01.2015 the universal minimum wage was implemented. Is your company affected by this regulation?</p> <p>[1] yes      [2] no</p> <p><input type="text"/>      <input type="text"/></p>	<p>Further Information</p>																																								
<p><b>Time span of variable</b></p> <table border="1"> <tr><td>1980</td><td>1981</td><td>1982</td><td>1983</td><td>1984</td><td>1985</td><td>1986</td><td>1987</td><td>1988</td><td>1989</td></tr> <tr><td>1990</td><td>1991</td><td>1992</td><td>1993</td><td>1994</td><td>1995</td><td>1996</td><td>1997</td><td>1998</td><td>1999</td></tr> <tr><td>2000</td><td>2001</td><td>2002</td><td>2003</td><td>2004</td><td>2005</td><td>2006</td><td>2007</td><td>2008</td><td>2009</td></tr> <tr><td>2010</td><td>2011</td><td>2012</td><td>2013</td><td>2014</td><td>2015</td><td>2016</td><td>2017</td><td>2018</td><td>2019</td></tr> </table> <p style="text-align: center;">WEST EAST</p>		1980	1981	1982	1983	1984	1985	1986	1987	1988	1989	1990	1991	1992	1993	1994	1995	1996	1997	1998	1999	2000	2001	2002	2003	2004	2005	2006	2007	2008	2009	2010	2011	2012	2013	2014	2015	2016	2017	2018	2019
1980	1981	1982	1983	1984	1985	1986	1987	1988	1989																																
1990	1991	1992	1993	1994	1995	1996	1997	1998	1999																																
2000	2001	2002	2003	2004	2005	2006	2007	2008	2009																																
2010	2011	2012	2013	2014	2015	2016	2017	2018	2019																																

No.	Name	Label	Survey period	Survey frequency
-----	------	-------	---------------	------------------

3.39)	dl_minim_post2	no minimum wage measures	East and West 03/2016	once
-------	----------------	--------------------------	-----------------------	------

**Wording of question**

<p>03/2016</p> <p>01.01.2015 the universal minimum wage was implemented. Is your company affected by this regulation?</p> <p><b>If yes,</b> What measures did you utilize?</p> <p>none      <input type="text"/> [1]</p>	<p>Further Information</p>																																								
<p><b>Time span of variable</b></p> <table border="1"> <tr><td>1980</td><td>1981</td><td>1982</td><td>1983</td><td>1984</td><td>1985</td><td>1986</td><td>1987</td><td>1988</td><td>1989</td></tr> <tr><td>1990</td><td>1991</td><td>1992</td><td>1993</td><td>1994</td><td>1995</td><td>1996</td><td>1997</td><td>1998</td><td>1999</td></tr> <tr><td>2000</td><td>2001</td><td>2002</td><td>2003</td><td>2004</td><td>2005</td><td>2006</td><td>2007</td><td>2008</td><td>2009</td></tr> <tr><td>2010</td><td>2011</td><td>2012</td><td>2013</td><td>2014</td><td>2015</td><td>2016</td><td>2017</td><td>2018</td><td>2019</td></tr> </table> <p style="text-align: center;">WEST EAST</p>		1980	1981	1982	1983	1984	1985	1986	1987	1988	1989	1990	1991	1992	1993	1994	1995	1996	1997	1998	1999	2000	2001	2002	2003	2004	2005	2006	2007	2008	2009	2010	2011	2012	2013	2014	2015	2016	2017	2018	2019
1980	1981	1982	1983	1984	1985	1986	1987	1988	1989																																
1990	1991	1992	1993	1994	1995	1996	1997	1998	1999																																
2000	2001	2002	2003	2004	2005	2006	2007	2008	2009																																
2010	2011	2012	2013	2014	2015	2016	2017	2018	2019																																

No.	Name	Label	Survey period	Survey frequency
-----	------	-------	---------------	------------------

3.40)	dl_minim_post3	measures: employee reduction	East and West 03/2016	once
-------	----------------	------------------------------	-----------------------	------

**Wording of question**

<p>03/2016</p> <p>01.01.2015 the universal minimum wage was implemented. Is your company affected by this regulation?</p> <p><b>If yes,</b> What measures did you utilize?</p> <p>employee reduction      <input type="text"/> [1]</p>	<p>Further Information</p>										
<p><b>Time span of variable</b></p> <table border="1"> <tr><td>1980</td><td>1981</td><td>1982</td><td>1983</td><td>1984</td><td>1985</td><td>1986</td><td>1987</td><td>1988</td><td>1989</td></tr> </table>		1980	1981	1982	1983	1984	1985	1986	1987	1988	1989
1980	1981	1982	1983	1984	1985	1986	1987	1988	1989		

1990	1991	1992	1993	1994	1995	1996	1997	1998	1999
2000	2001	2002	2003	2004	2005	2006	2007	2008	2009
2010	2011	2012	2013	2014	2015	2016	2017	2018	2019
						WEST			
						EAST			

No.	Name	Label	Survey period	Survey frequency
-----	------	-------	---------------	------------------

3.41)	dl_minim_post4	measures: working hour reduction	East and West 03/2016	once
-------	----------------	----------------------------------	-----------------------	------

Wording of question

03/2016	Further Information
01.01.2015 the universal minimum wage was implemented. Is your company affected by this regulation? If yes, What measures did you utilize? working hour reduction <input type="text"/> [1]	

Time span of variable

1980	1981	1982	1983	1984	1985	1986	1987	1988	1989
1990	1991	1992	1993	1994	1995	1996	1997	1998	1999
2000	2001	2002	2003	2004	2005	2006	2007	2008	2009
2010	2011	2012	2013	2014	2015	2016	2017	2018	2019
						WEST			
						EAST			

No.	Name	Label	Survey period	Survey frequency
-----	------	-------	---------------	------------------

3.42)	dl_minim_post5	measures: increased prices	East and West 03/2016	once
-------	----------------	----------------------------	-----------------------	------

Wording of question

03/2016	Further Information
01.01.2015 the universal minimum wage was implemented. Is your company affected by this regulation? If yes, What measures did you utilize? increased prices <input type="text"/> [1]	

Time span of variable

1980	1981	1982	1983	1984	1985	1986	1987	1988	1989
1990	1991	1992	1993	1994	1995	1996	1997	1998	1999
2000	2001	2002	2003	2004	2005	2006	2007	2008	2009
2010	2011	2012	2013	2014	2015	2016	2017	2018	2019
						WEST			
						EAST			

No.	Name	Label	Survey period	Survey frequency
-----	------	-------	---------------	------------------

3.43)	dl_minim_post6	measures: decreased investment	East and West 03/2016	once
-------	----------------	--------------------------------	-----------------------	------

Wording of question



<p>03/2016</p> <p>01.01.2015 the universal minimum wage was implemented. Is your company affected by this regulation?  <b>If yes,</b>          What measures did you utilize?</p> <p>decreased investment <input type="text"/> [1]</p>	Further information																																																												
Time span of variable																																																													
<table border="1"> <tr><td>1980</td><td>1981</td><td>1982</td><td>1983</td><td>1984</td><td>1985</td><td>1986</td><td>1987</td><td>1988</td><td>1989</td></tr> <tr><td>1990</td><td>1991</td><td>1992</td><td>1993</td><td>1994</td><td>1995</td><td>1996</td><td>1997</td><td>1998</td><td>1999</td></tr> <tr><td>2000</td><td>2001</td><td>2002</td><td>2003</td><td>2004</td><td>2005</td><td>2006</td><td>2007</td><td>2008</td><td>2009</td></tr> <tr><td>2010</td><td>2011</td><td>2012</td><td>2013</td><td>2014</td><td>2015</td><td>2016</td><td>2017</td><td>2018</td><td>2019</td></tr> <tr><td></td><td></td><td></td><td></td><td></td><td></td><td>WEST</td><td></td><td></td><td></td></tr> <tr><td></td><td></td><td></td><td></td><td></td><td></td><td>EAST</td><td></td><td></td><td></td></tr> </table>		1980	1981	1982	1983	1984	1985	1986	1987	1988	1989	1990	1991	1992	1993	1994	1995	1996	1997	1998	1999	2000	2001	2002	2003	2004	2005	2006	2007	2008	2009	2010	2011	2012	2013	2014	2015	2016	2017	2018	2019							WEST										EAST			
1980	1981	1982	1983	1984	1985	1986	1987	1988	1989																																																				
1990	1991	1992	1993	1994	1995	1996	1997	1998	1999																																																				
2000	2001	2002	2003	2004	2005	2006	2007	2008	2009																																																				
2010	2011	2012	2013	2014	2015	2016	2017	2018	2019																																																				
						WEST																																																							
						EAST																																																							

No.	Name	Label	Survey period	Survey frequency
-----	------	-------	---------------	------------------

3.44)	dl_minim_post7	measures: decreased special payments	East and West 03/2016	once
-------	----------------	--------------------------------------	-----------------------	------

Wording of question

<p>03/2016</p> <p>01.01.2015 the universal minimum wage was implemented. Is your company affected by this regulation?  <b>If yes,</b>          What measures did you utilize?</p> <p>decreased special payments <input type="text"/> [1]</p>	Further information																																																												
Time span of variable																																																													
<table border="1"> <tr><td>1980</td><td>1981</td><td>1982</td><td>1983</td><td>1984</td><td>1985</td><td>1986</td><td>1987</td><td>1988</td><td>1989</td></tr> <tr><td>1990</td><td>1991</td><td>1992</td><td>1993</td><td>1994</td><td>1995</td><td>1996</td><td>1997</td><td>1998</td><td>1999</td></tr> <tr><td>2000</td><td>2001</td><td>2002</td><td>2003</td><td>2004</td><td>2005</td><td>2006</td><td>2007</td><td>2008</td><td>2009</td></tr> <tr><td>2010</td><td>2011</td><td>2012</td><td>2013</td><td>2014</td><td>2015</td><td>2016</td><td>2017</td><td>2018</td><td>2019</td></tr> <tr><td></td><td></td><td></td><td></td><td></td><td></td><td>WEST</td><td></td><td></td><td></td></tr> <tr><td></td><td></td><td></td><td></td><td></td><td></td><td>EAST</td><td></td><td></td><td></td></tr> </table>		1980	1981	1982	1983	1984	1985	1986	1987	1988	1989	1990	1991	1992	1993	1994	1995	1996	1997	1998	1999	2000	2001	2002	2003	2004	2005	2006	2007	2008	2009	2010	2011	2012	2013	2014	2015	2016	2017	2018	2019							WEST										EAST			
1980	1981	1982	1983	1984	1985	1986	1987	1988	1989																																																				
1990	1991	1992	1993	1994	1995	1996	1997	1998	1999																																																				
2000	2001	2002	2003	2004	2005	2006	2007	2008	2009																																																				
2010	2011	2012	2013	2014	2015	2016	2017	2018	2019																																																				
						WEST																																																							
						EAST																																																							

No.	Name	Label	Survey period	Survey frequency
-----	------	-------	---------------	------------------

3.45)	dl_minim_post8	less minijobs	East and West 03/2016	once
-------	----------------	---------------	-----------------------	------

Wording of question

<p>03/2016</p> <p>01.01.2015 the universal minimum wage was implemented. Is your company affected by this regulation?          Has there been a change in employment in your company?</p> <p>less minijobs <input type="text"/> [1]</p>	Further information																														
Time span of variable																															
<table border="1"> <tr><td>1980</td><td>1981</td><td>1982</td><td>1983</td><td>1984</td><td>1985</td><td>1986</td><td>1987</td><td>1988</td><td>1989</td></tr> <tr><td>1990</td><td>1991</td><td>1992</td><td>1993</td><td>1994</td><td>1995</td><td>1996</td><td>1997</td><td>1998</td><td>1999</td></tr> <tr><td>2000</td><td>2001</td><td>2002</td><td>2003</td><td>2004</td><td>2005</td><td>2006</td><td>2007</td><td>2008</td><td>2009</td></tr> </table>		1980	1981	1982	1983	1984	1985	1986	1987	1988	1989	1990	1991	1992	1993	1994	1995	1996	1997	1998	1999	2000	2001	2002	2003	2004	2005	2006	2007	2008	2009
1980	1981	1982	1983	1984	1985	1986	1987	1988	1989																						
1990	1991	1992	1993	1994	1995	1996	1997	1998	1999																						
2000	2001	2002	2003	2004	2005	2006	2007	2008	2009																						

2010	2011	2012	2013	2014	2015	2016	2017	2018	2019
						WEST EAST			

No.	Name	Label	Survey period	Survey frequency
3.46)	dl_minim_post9	minijobs transformed into insurable employment	East and West 03/2016	once

**Wording of question**

03/2016	Further information
01.01.2015 the universal minimum wage was implemented. Is your company affected by this regulation?	
Has there been a change in employment in your company?	
minijobs were transformed into insurable employment	[1]

**Time span of variable**

1980	1981	1982	1983	1984	1985	1986	1987	1988	1989
1990	1991	1992	1993	1994	1995	1996	1997	1998	1999
2000	2001	2002	2003	2004	2005	2006	2007	2008	2009
2010	2011	2012	2013	2014	2015	2016	2017	2018	2019
						WEST EAST			

No.	Name	Label	Survey period	Survey frequency
3.47)	dl_minim_post10	new insurable employment	East and West 03/2016	once

**Wording of question**

03/2016	Further information
01.01.2015 the universal minimum wage was implemented. Is your company affected by this regulation?	
Has there been a change in employment in your company?	
new insurable employment was generated	[1]

**Time span of variable**

1980	1981	1982	1983	1984	1985	1986	1987	1988	1989
1990	1991	1992	1993	1994	1995	1996	1997	1998	1999
2000	2001	2002	2003	2004	2005	2006	2007	2008	2009
2010	2011	2012	2013	2014	2015	2016	2017	2018	2019
						WEST EAST			

No.	Name	Label	Survey period	Survey frequency
3.48)	dl_minim_post11	employment relationships did not change	East and West 03/2016	once

**Wording of question**

03/2016	Further information
01.01.2015 the universal minimum wage was implemented. Is your company affected by this regulation?	
Has there been a change in employment in your company?	
employment relationships did not change	[1]

Time span of variable									
1980	1981	1982	1983	1984	1985	1986	1987	1988	1989
1990	1991	1992	1993	1994	1995	1996	1997	1998	1999
2000	2001	2002	2003	2004	2005	2006	2007	2008	2009
2010	2011	2012	2013	2014	2015	2016	2017	2018	2019
						WEST			
						EAST			

No.	Name	Label	Survey period	Survey frequency
3.49)	dl_credityes	credit agreement signed	East and West 06/2016	once

Wording of question

06/2016	Further Information								
<p>Have you signed one or more credit agreements with banks during the last 12 months? (e.g. new credits, debt restructuring or prolongation of a credit/ line of credit)</p> <p>Yes:</p> <table border="1"> <tr><td></td><td>[1] amount and conditions as expected</td></tr> <tr><td></td><td>[2] amount as expected, worse conditions</td></tr> <tr><td></td><td>[3] conditions as expected, lower amount</td></tr> <tr><td></td><td>[4] lower amount and worse conditions than expected</td></tr> </table>		[1] amount and conditions as expected		[2] amount as expected, worse conditions		[3] conditions as expected, lower amount		[4] lower amount and worse conditions than expected	
	[1] amount and conditions as expected								
	[2] amount as expected, worse conditions								
	[3] conditions as expected, lower amount								
	[4] lower amount and worse conditions than expected								

Time span of variable

1980	1981	1982	1983	1984	1985	1986	1987	1988	1989
1990	1991	1992	1993	1994	1995	1996	1997	1998	1999
2000	2001	2002	2003	2004	2005	2006	2007	2008	2009
2010	2011	2012	2013	2014	2015	2016	2017	2018	2019
						WEST			
						EAST			

No.	Name	Label	Survey period	Survey frequency
3.50)	dl_creditno	credit agreement not signed	East and West 06/2016	once

Wording of question

06/2016	Further Information								
<p>Have you signed one or more credit agreements with banks during the last 12 months? (e.g. new credits, debt restructuring or prolongation of a credit/ line of credit)</p> <p>no, because:</p> <table border="1"> <tr><td></td><td>[1] no need</td></tr> <tr><td></td><td>[2] unacceptable terms</td></tr> <tr><td></td><td>[3] denied by banks</td></tr> <tr><td></td><td>[4] no realistic prospect of a credit</td></tr> </table>		[1] no need		[2] unacceptable terms		[3] denied by banks		[4] no realistic prospect of a credit	
	[1] no need								
	[2] unacceptable terms								
	[3] denied by banks								
	[4] no realistic prospect of a credit								

Time span of variable

1980	1981	1982	1983	1984	1985	1986	1987	1988	1989
1990	1991	1992	1993	1994	1995	1996	1997	1998	1999

2000	2001	2002	2003	2004	2005	2006	2007	2008	2009
2010	2011	2012	2013	2014	2015	2016	2017	2018	2019
						WEST			
						EAST			

No.	Name	Label	Survey period	Survey frequency
-----	------	-------	---------------	------------------

3.51)	dl_credituse1	financing of ongoing operating resources	East and West 06/2016	once
-------	---------------	--	-----------------------	------

Wording of question

06/2016	Further Information
What was the usage of your last negotiated credit? <div style="border: 1px solid black; padding: 5px; width: fit-content;">           financing of ongoing operating resources [1]         </div>	

Time span of variable

1980	1981	1982	1983	1984	1985	1986	1987	1988	1989
1990	1991	1992	1993	1994	1995	1996	1997	1998	1999
2000	2001	2002	2003	2004	2005	2006	2007	2008	2009
2010	2011	2012	2013	2014	2015	2016	2017	2018	2019
						WEST			
						EAST			

No.	Name	Label	Survey period	Survey frequency
-----	------	-------	---------------	------------------

3.52)	dl_credituse2	financing of an investment	East and West 06/2016	once
-------	---------------	----------------------------	-----------------------	------

Wording of question

06/2016	Further Information
What was the usage of your last negotiated credit? <div style="border: 1px solid black; padding: 5px; width: fit-content;">           financing of an investment [1]         </div>	

Time span of variable

1980	1981	1982	1983	1984	1985	1986	1987	1988	1989
1990	1991	1992	1993	1994	1995	1996	1997	1998	1999
2000	2001	2002	2003	2004	2005	2006	2007	2008	2009
2010	2011	2012	2013	2014	2015	2016	2017	2018	2019
						WEST			
						EAST			

No.	Name	Label	Survey period	Survey frequency
-----	------	-------	---------------	------------------

3.53)	dl_credituse3	other financing	East and West 06/2016	once
-------	---------------	-----------------	-----------------------	------

Wording of question

06/2016	Further Information
What was the usage of your last negotiated credit? <div style="border: 1px solid black; padding: 5px; width: fit-content;">           others [1]         </div>	

Time span of variable									
1980	1981	1982	1983	1984	1985	1986	1987	1988	1989
1990	1991	1992	1993	1994	1995	1996	1997	1998	1999
2000	2001	2002	2003	2004	2005	2006	2007	2008	2009
2010	2011	2012	2013	2014	2015	2016	2017	2018	2019
						WEST			
						EAST			

No.	Name	Label	Survey period	Survey frequency
-----	------	-------	---------------	------------------

3.54) dl\_midmanager mid tier: more than 4 managers East and West 08/2016 once

Wording of question

<p>08/2016</p> <p>mid tier</p> <p>Does your company have more than 4 managers?</p> <p>yes [1] <input type="text"/> no [2] <input type="text"/></p>	Further Information
--	---------------------

Time span of variable

Time span of variable									
1980	1981	1982	1983	1984	1985	1986	1987	1988	1989
1990	1991	1992	1993	1994	1995	1996	1997	1998	1999
2000	2001	2002	2003	2004	2005	2006	2007	2008	2009
2010	2011	2012	2013	2014	2015	2016	2017	2018	2019
						WEST			
						EAST			

No.	Name	Label	Survey period	Survey frequency
-----	------	-------	---------------	------------------

3.55) dl\_midmanshare mid tier: at least one manager has shares East and West 08/2016 once

Wording of question

<p>08/2016</p> <p>mid tier</p> <p>Does at least one of your managers hold shares of your company?</p> <p>yes [1] <input type="text"/> no [2] <input type="text"/></p>	Further Information
---	---------------------

Time span of variable

Time span of variable									
1980	1981	1982	1983	1984	1985	1986	1987	1988	1989
1990	1991	1992	1993	1994	1995	1996	1997	1998	1999
2000	2001	2002	2003	2004	2005	2006	2007	2008	2009
2010	2011	2012	2013	2014	2015	2016	2017	2018	2019
						WEST			
						EAST			

No.	Name	Label	Survey period	Survey frequency
-----	------	-------	---------------	------------------

3.56) dl\_midyes mid tier: company rated as mid tier East and West 08/2016 once

Wording of question

<p>08/2016</p> <p><b>mid tier</b></p> <p>Would you rate your company as a "mid tier" company?</p> <p>yes [1] <input type="text"/> no [2] <input type="text"/></p>	Further Information
---	---------------------

Time span of variable

1980	1981	1982	1983	1984	1985	1986	1987	1988	1989
1990	1991	1992	1993	1994	1995	1996	1997	1998	1999
2000	2001	2002	2003	2004	2005	2006	2007	2008	2009
2010	2011	2012	2013	2014	2015	2016	2017	2018	2019
						WEST			
						EAST			

No.	Name	Label	Survey period	Survey frequency
-----	------	-------	---------------	------------------

3.57) dl\_credit2\_1 credit seeking East and West since 03/2017 March, June, September, Decemb

Wording of question

<p>03/2017</p> <p><b>credit allocation</b></p> <p>We had credit talks with banks during the last 3 months</p> <p><input type="text"/> [1] yes <input type="text"/> [2] no</p>	Further Information
---	---------------------

Time span of variable

1980	1981	1982	1983	1984	1985	1986	1987	1988	1989
1990	1991	1992	1993	1994	1995	1996	1997	1998	1999
2000	2001	2002	2003	2004	2005	2006	2007	2008	2009
2010	2011	2012	2013	2014	2015	2016	2017	2018	2019
						WEST			
						EAST			

No.	Name	Label	Survey period	Survey frequency
-----	------	-------	---------------	------------------

3.58) dl\_credit2\_2 credit allocation East and West since 03/2017 March, June, September, Decemb

Wording of question

<p>03/2017</p> <p><b>credit allocation</b></p> <p>We had credit talks with banks during the last 3 months</p> <p><input checked="" type="checkbox"/> yes</p> <p>Banks behaved ... in these</p> <p><input type="text"/> [1] accomodating</p> <p><input type="text"/> [2] normal</p> <p><input type="text"/> [3] reserved</p>	Further Information
---	---------------------

Time span of variable

1980	1981	1982	1983	1984	1985	1986	1987	1988	1989
------	------	------	------	------	------	------	------	------	------

1990	1991	1992	1993	1994	1995	1996	1997	1998	1999
2000	2001	2002	2003	2004	2005	2006	2007	2008	2009
2010	2011	2012	2013	2014	2015	2016	2017	2018	2019

WEST  
EAST

No.	Name	Label	Survey period	Survey frequency
3.59)	dl_credit2_3	reasons for not credit seeking	East and West since 03/2017	March, June, September, Decemb

Wording of question

<p>03/2017</p> <p><b>credit allocation</b></p> <p>We had credit talks with banks during the last 3 months</p> <p><input checked="" type="checkbox"/> no</p> <p><input type="checkbox"/> [1] no need</p> <p><input type="checkbox"/> [2] other reasons</p>	Further Information
---	---------------------

Time span of variable

1980	1981	1982	1983	1984	1985	1986	1987	1988	1989
1990	1991	1992	1993	1994	1995	1996	1997	1998	1999
2000	2001	2002	2003	2004	2005	2006	2007	2008	2009
2010	2011	2012	2013	2014	2015	2016	2017	2018	2019

WEST  
EAST

No.	Name	Label	Survey period	Survey frequency
3.60)	dl_exports	exporting services to foreign companies/persons	East and West since 04/2017	once

Wording of question

<p>04/2017</p> <p>Does your firm export services to foreign companies/persons?</p> <p><input type="checkbox"/> [1] yes</p> <p><input type="checkbox"/> [2] no</p> <p><input type="checkbox"/> [3] not customary in our field</p> <p><input type="checkbox"/> [4] no statement possible</p>	Further Information
--	---------------------

Time span of variable

1980	1981	1982	1983	1984	1985	1986	1987	1988	1989
1990	1991	1992	1993	1994	1995	1996	1997	1998	1999
2000	2001	2002	2003	2004	2005	2006	2007	2008	2009
2010	2011	2012	2013	2014	2015	2016	2017	2018	2019

				WEST EAST	
--	--	--	--	--------------	--

No.	Name	Label	Survey period	Survey frequency
-----	------	-------	---------------	------------------

3.61)	dl_negint	confronted with negative interest rates	East and West since 06/2017	once
-------	-----------	---	-----------------------------	------

**Wording of question**

<p>Jun 17</p> <p>Have you faced negative interest rates on capital contribution by at least one of your banks?</p> <table border="1"> <tr> <td>Yes [1]</td> <td>No [2]</td> </tr> </table>	Yes [1]	No [2]	<p>Further Information</p> <p>online only</p>																		
Yes [1]	No [2]																				
<p>Time span of variable</p> <table border="1"> <thead> <tr> <th>2010</th> <th>2011</th> <th>2012</th> <th>2013</th> <th>2014</th> <th>2015</th> <th>2016</th> <th>2017</th> <th>2018</th> <th>2019</th> </tr> </thead> <tbody> <tr> <td></td> <td></td> <td></td> <td></td> <td></td> <td></td> <td></td> <td>WEST EAST</td> <td></td> <td></td> </tr> </tbody> </table>		2010	2011	2012	2013	2014	2015	2016	2017	2018	2019								WEST EAST		
2010	2011	2012	2013	2014	2015	2016	2017	2018	2019												
							WEST EAST														

No.	Name	Label	Survey period	Survey frequency
-----	------	-------	---------------	------------------

3.62)	dl_negint_noact	negative interest actions: none	East and West since 06/2017	once
-------	-----------------	---------------------------------	-----------------------------	------

**Wording of question**

<p>Jun 17</p> <p>Have you faced negative interest rates on capital contribution by at least one of your banks?</p> <p>If Yes</p> <p>Which arrangements did you choose, to avoid payments of negative interest rates?</p> <table border="1"> <tr> <td>na arrangements - negative interest rate accepted</td> <td>Yes [1]</td> </tr> </table>	na arrangements - negative interest rate accepted	Yes [1]	<p>Further Information</p> <p>online only</p>																		
na arrangements - negative interest rate accepted	Yes [1]																				
<p>Time span of variable</p> <table border="1"> <thead> <tr> <th>2010</th> <th>2011</th> <th>2012</th> <th>2013</th> <th>2014</th> <th>2015</th> <th>2016</th> <th>2017</th> <th>2018</th> <th>2019</th> </tr> </thead> <tbody> <tr> <td></td> <td></td> <td></td> <td></td> <td></td> <td></td> <td></td> <td>WEST EAST</td> <td></td> <td></td> </tr> </tbody> </table>		2010	2011	2012	2013	2014	2015	2016	2017	2018	2019								WEST EAST		
2010	2011	2012	2013	2014	2015	2016	2017	2018	2019												
							WEST EAST														

No.	Name	Label	Survey period	Survey frequency
-----	------	-------	---------------	------------------

3.63)	dl_negint_agree	negative interest actions: bank agreements	East and West since 06/2017	once
-------	-----------------	--	-----------------------------	------

**Wording of question**

<p>Jun 17</p> <p>Have you faced negative interest rates on capital contribution by at least one of your banks?</p> <p>If Yes</p> <p>Which arrangements did you choose, to avoid payments of negative interest rates?</p> <table border="1"> <tr> <td>Negotiation with bank</td> <td>Yes [1]</td> </tr> </table>	Negotiation with bank	Yes [1]	<p>Further Information</p> <p>online only</p>																		
Negotiation with bank	Yes [1]																				
<p>Time span of variable</p> <table border="1"> <thead> <tr> <th>2010</th> <th>2011</th> <th>2012</th> <th>2013</th> <th>2014</th> <th>2015</th> <th>2016</th> <th>2017</th> <th>2018</th> <th>2019</th> </tr> </thead> <tbody> <tr> <td></td> <td></td> <td></td> <td></td> <td></td> <td></td> <td></td> <td>WEST EAST</td> <td></td> <td></td> </tr> </tbody> </table>		2010	2011	2012	2013	2014	2015	2016	2017	2018	2019								WEST EAST		
2010	2011	2012	2013	2014	2015	2016	2017	2018	2019												
							WEST EAST														



No.	Name	Label	Survey period	Survey frequency
3.64)	dl_negint_change	negative interest actions: change of bank	East and West since 06/2017	once

**Wording of question**

<p>Jun 17</p> <p>Have you faced negative interest rates on capital contribution by at least one of your banks?</p> <p>If Yes</p> <p>Which arrangements did you choose, to avoid payments of negative interest rates?</p> <table border="1" style="margin-left: 20px;"> <tr> <td style="width: 150px;">Change to another bank, which does not require negative interest rates (yet)</td> <td style="width: 50px;">Yes [1]</td> </tr> </table>	Change to another bank, which does not require negative interest rates (yet)	Yes [1]	<p><b>Further information</b></p> <p>online only</p>																		
Change to another bank, which does not require negative interest rates (yet)	Yes [1]																				
<p><b>Time span of variable</b></p> <table border="1" style="width: 100%; text-align: center;"> <thead> <tr> <th>2010</th><th>2011</th><th>2012</th><th>2013</th><th>2014</th><th>2015</th><th>2016</th><th>2017</th><th>2018</th><th>2019</th> </tr> </thead> <tbody> <tr> <td style="background-color: #e0e0e0;"></td><td style="background-color: #e0e0e0;"></td><td style="background-color: #e0e0e0;"></td><td style="background-color: #e0e0e0;"></td><td style="background-color: #e0e0e0;"></td><td style="background-color: #e0e0e0;"></td><td style="background-color: #e0e0e0;"></td><td style="background-color: #e0e0e0;">WEST EAST</td><td style="background-color: #e0e0e0;"></td><td style="background-color: #e0e0e0;"></td> </tr> </tbody> </table>		2010	2011	2012	2013	2014	2015	2016	2017	2018	2019								WEST EAST		
2010	2011	2012	2013	2014	2015	2016	2017	2018	2019												
							WEST EAST														

No.	Name	Label	Survey period	Survey frequency
3.65)	dl_negint_inc	negative interest actions: increase of cash	East and West since 06/2017	once

**Wording of question**

<p>Jun 17</p> <p>Have you faced negative interest rates on capital contribution by at least one of your banks?</p> <p>If Yes</p> <p>Which arrangements did you choose, to avoid payments of negative interest rates?</p> <table border="1" style="margin-left: 20px;"> <tr> <td style="width: 150px;">Higher cash ratio</td> <td style="width: 50px;">Yes [1]</td> </tr> </table>	Higher cash ratio	Yes [1]	<p><b>Further information</b></p> <p>online only</p>																		
Higher cash ratio	Yes [1]																				
<p><b>Time span of variable</b></p> <table border="1" style="width: 100%; text-align: center;"> <thead> <tr> <th>2010</th><th>2011</th><th>2012</th><th>2013</th><th>2014</th><th>2015</th><th>2016</th><th>2017</th><th>2018</th><th>2019</th> </tr> </thead> <tbody> <tr> <td style="background-color: #e0e0e0;"></td><td style="background-color: #e0e0e0;"></td><td style="background-color: #e0e0e0;"></td><td style="background-color: #e0e0e0;"></td><td style="background-color: #e0e0e0;"></td><td style="background-color: #e0e0e0;"></td><td style="background-color: #e0e0e0;"></td><td style="background-color: #e0e0e0;">WEST EAST</td><td style="background-color: #e0e0e0;"></td><td style="background-color: #e0e0e0;"></td> </tr> </tbody> </table>		2010	2011	2012	2013	2014	2015	2016	2017	2018	2019								WEST EAST		
2010	2011	2012	2013	2014	2015	2016	2017	2018	2019												
							WEST EAST														

No.	Name	Label	Survey period	Survey frequency
3.66)	dl_negint_redas	negative interest actions: redeployment in other financial assets and settlement of	East and West since 06/2017	once

**Wording of question**

<p>Jun 17</p> <p>Have you faced negative interest rates on capital contribution by at least one of your banks?</p> <p>If Yes</p> <p>Which arrangements did you choose, to avoid payments of negative interest rates?</p> <table border="1" style="margin-left: 20px;"> <tr> <td style="width: 150px;">Shift to other financial assets and prepayment credit</td> <td style="width: 50px;">Yes [1]</td> </tr> </table>	Shift to other financial assets and prepayment credit	Yes [1]	<p><b>Further information</b></p> <p>online only</p>																		
Shift to other financial assets and prepayment credit	Yes [1]																				
<p><b>Time span of variable</b></p> <table border="1" style="width: 100%; text-align: center;"> <thead> <tr> <th>2010</th><th>2011</th><th>2012</th><th>2013</th><th>2014</th><th>2015</th><th>2016</th><th>2017</th><th>2018</th><th>2019</th> </tr> </thead> <tbody> <tr> <td style="background-color: #e0e0e0;"></td><td style="background-color: #e0e0e0;"></td><td style="background-color: #e0e0e0;"></td><td style="background-color: #e0e0e0;"></td><td style="background-color: #e0e0e0;"></td><td style="background-color: #e0e0e0;"></td><td style="background-color: #e0e0e0;"></td><td style="background-color: #e0e0e0;">WEST EAST</td><td style="background-color: #e0e0e0;"></td><td style="background-color: #e0e0e0;"></td> </tr> </tbody> </table>		2010	2011	2012	2013	2014	2015	2016	2017	2018	2019								WEST EAST		
2010	2011	2012	2013	2014	2015	2016	2017	2018	2019												
							WEST EAST														

--	--	--	--	--

No.	Name	Label	Survey period	Survey frequency
3.67)	dl_negint_redasint	negative interest actions: redeployment of assets within company	East and West since 06/2017	once

**Wording of question**

<p>Jun 17</p> <p>Have you faced negative interest rates on capital contribution by at least one of your banks?</p> <p>If Yes</p> <p>Which arrangements did you choose, to avoid payments of negative interest rates?</p> <table border="1" style="margin-left: 20px;"> <tr> <td style="width: 150px;">Rearrangements of funds to other segments of the company</td> <td>Yes [1]</td> </tr> <tr> <td> </td> <td> </td> </tr> </table>	Rearrangements of funds to other segments of the company	Yes [1]			<p><b>Further Information</b></p> <p>online only</p>																										
Rearrangements of funds to other segments of the company	Yes [1]																														
<p><b>Time span of variable</b></p> <table border="1" style="width: 100%;"> <thead> <tr> <th>2010</th> <th>2011</th> <th>2012</th> <th>2013</th> <th>2014</th> <th>2015</th> <th>2016</th> <th>2017</th> <th>2018</th> <th>2019</th> </tr> </thead> <tbody> <tr> <td></td> <td></td> <td></td> <td></td> <td></td> <td></td> <td></td> <td style="background-color: #4a7ebb; color: white;">WEST</td> <td></td> <td></td> </tr> <tr> <td></td> <td></td> <td></td> <td></td> <td></td> <td></td> <td></td> <td style="background-color: #4a7ebb; color: white;">EAST</td> <td></td> <td></td> </tr> </tbody> </table>		2010	2011	2012	2013	2014	2015	2016	2017	2018	2019								WEST										EAST		
2010	2011	2012	2013	2014	2015	2016	2017	2018	2019																						
							WEST																								
							EAST																								

No.	Name	Label	Survey period	Survey frequency
3.68)	dl_negint_inv	negative interest actions: investing or preponing (additional) investments	East and West since 06/2017	once

**Wording of question**

<p>Jun 17</p> <p>Have you faced negative interest rates on capital contribution by at least one of your banks?</p> <p>If Yes</p> <p>Which arrangements did you choose, to avoid payments of negative interest rates?</p> <table border="1" style="margin-left: 20px;"> <tr> <td style="width: 150px;">(Early) conducting (additional) investments</td> <td>Yes [1]</td> </tr> <tr> <td> </td> <td> </td> </tr> </table>	(Early) conducting (additional) investments	Yes [1]			<p><b>Further Information</b></p> <p>online only</p>																										
(Early) conducting (additional) investments	Yes [1]																														
<p><b>Time span of variable</b></p> <table border="1" style="width: 100%;"> <thead> <tr> <th>2010</th> <th>2011</th> <th>2012</th> <th>2013</th> <th>2014</th> <th>2015</th> <th>2016</th> <th>2017</th> <th>2018</th> <th>2019</th> </tr> </thead> <tbody> <tr> <td></td> <td></td> <td></td> <td></td> <td></td> <td></td> <td></td> <td style="background-color: #4a7ebb; color: white;">WEST</td> <td></td> <td></td> </tr> <tr> <td></td> <td></td> <td></td> <td></td> <td></td> <td></td> <td></td> <td style="background-color: #4a7ebb; color: white;">EAST</td> <td></td> <td></td> </tr> </tbody> </table>		2010	2011	2012	2013	2014	2015	2016	2017	2018	2019								WEST										EAST		
2010	2011	2012	2013	2014	2015	2016	2017	2018	2019																						
							WEST																								
							EAST																								

No.	Name	Label	Survey period	Survey frequency
3.69)	dl_negint_oth	negative interest actions: other	East and West since 06/2017	once

**Wording of question**

<p>Jun 17</p> <p>Have you faced negative interest rates on capital contribution by at least one of your banks?</p> <p>If Yes</p> <p>Which arrangements did you choose, to avoid payments of negative interest rates?</p> <table border="1" style="margin-left: 20px;"> <tr> <td style="width: 150px;">Other: please specify</td> <td>Yes [1]</td> </tr> <tr> <td> </td> <td> </td> </tr> </table>	Other: please specify	Yes [1]			<p><b>Further Information</b></p> <p>online only</p>
Other: please specify	Yes [1]				
<p><b>Time span of variable</b></p>					

2010	2011	2012	2013	2014	2015	2016	2017	2018	2019
							WEST EAST		

No.	Name	Label	Survey period	Survey frequency
-----	------	-------	---------------	------------------

3.70)	dl_negint_burden	burden of negative interest rates on profit situation	East and West since 06/2017	once
-------	------------------	---	-----------------------------	------

Wording of question

Jun 17	Further Information																				
<p>Negative interest rates have a negative impact on our revenues</p> <table border="1"> <thead> <tr> <th>highly significant [1]</th><th>significantly [2]</th><th>negligible or not at all [3]</th></tr> </thead> <tbody> <tr> <td></td><td></td><td></td></tr> </tbody> </table>	highly significant [1]	significantly [2]	negligible or not at all [3]				online only														
highly significant [1]	significantly [2]	negligible or not at all [3]																			
Time span of variable																					
<table border="1"> <thead> <tr> <th>2010</th><th>2011</th><th>2012</th><th>2013</th><th>2014</th><th>2015</th><th>2016</th><th>2017</th><th>2018</th><th>2019</th> </tr> </thead> <tbody> <tr> <td></td><td></td><td></td><td></td><td></td><td></td><td></td><td>WEST EAST</td><td></td><td></td> </tr> </tbody> </table>	2010	2011	2012	2013	2014	2015	2016	2017	2018	2019								WEST EAST			
2010	2011	2012	2013	2014	2015	2016	2017	2018	2019												
							WEST EAST														

No.	Name	Label	Survey period	Survey frequency
-----	------	-------	---------------	------------------

3.71)	dl_negint_banks	number of relationship banks	East and West since 06/2017	once
-------	-----------------	------------------------------	-----------------------------	------

Wording of question

Jun 17	Further Information																				
<p>How many main banks do you use?</p> <p>If No</p> <p>How many banks do you name youre main bank?</p> <table border="1"> <thead> <tr> <th>0 [0]</th><th>1 [1]</th><th>2 [2]</th><th>3 [3]</th><th>4 [4]</th><th>More than 4 [5]</th></tr> </thead> <tbody> <tr> <td></td><td></td><td></td><td></td><td></td><td></td></tr> </tbody> </table>	0 [0]	1 [1]	2 [2]	3 [3]	4 [4]	More than 4 [5]							online only								
0 [0]	1 [1]	2 [2]	3 [3]	4 [4]	More than 4 [5]																
Time span of variable																					
<table border="1"> <thead> <tr> <th>2010</th><th>2011</th><th>2012</th><th>2013</th><th>2014</th><th>2015</th><th>2016</th><th>2017</th><th>2018</th><th>2019</th> </tr> </thead> <tbody> <tr> <td></td><td></td><td></td><td></td><td></td><td></td><td></td><td>WEST EAST</td><td></td><td></td> </tr> </tbody> </table>	2010	2011	2012	2013	2014	2015	2016	2017	2018	2019								WEST EAST			
2010	2011	2012	2013	2014	2015	2016	2017	2018	2019												
							WEST EAST														

No.	Name	Label	Survey period	Survey frequency
-----	------	-------	---------------	------------------

3.72)	dl_ustax_sales	tax reform: percentage sales in US	East and West since 03/2018	once
-------	----------------	------------------------------------	-----------------------------	------

Wording of question

Mrz 18	Further Information																																																												
<p><b>Tax reform in the USA</b></p> <p>What percentage of your annual turnover comes from the USA?</p> <p>_____ %</p>																																																													
Time span of variable																																																													
<table border="1"> <thead> <tr> <th>1980</th><th>1981</th><th>1982</th><th>1983</th><th>1984</th><th>1985</th><th>1986</th><th>1987</th><th>1988</th><th>1989</th> </tr> </thead> <tbody> <tr> <td></td><td></td><td></td><td></td><td></td><td></td><td></td><td></td><td></td><td></td> </tr> <tr> <th>1990</th><th>1991</th><th>1992</th><th>1993</th><th>1994</th><th>1995</th><th>1996</th><th>1997</th><th>1998</th><th>1999</th> </tr> <tr> <td></td><td></td><td></td><td></td><td></td><td></td><td></td><td></td><td></td><td></td> </tr> <tr> <th>2000</th><th>2001</th><th>2002</th><th>2003</th><th>2004</th><th>2005</th><th>2006</th><th>2007</th><th>2008</th><th>2009</th> </tr> <tr> <td></td><td></td><td></td><td></td><td></td><td></td><td></td><td></td><td></td><td></td> </tr> </tbody> </table>	1980	1981	1982	1983	1984	1985	1986	1987	1988	1989											1990	1991	1992	1993	1994	1995	1996	1997	1998	1999											2000	2001	2002	2003	2004	2005	2006	2007	2008	2009											
1980	1981	1982	1983	1984	1985	1986	1987	1988	1989																																																				
1990	1991	1992	1993	1994	1995	1996	1997	1998	1999																																																				
2000	2001	2002	2003	2004	2005	2006	2007	2008	2009																																																				

2010	2011	2012	2013	2014	2015	2016	2017	2018	2019
								WEST	
								EAST	

No.	Name	Label	Survey period	Survey frequency
-----	------	-------	---------------	------------------

3.73)	dl_ustax_competition	tax reform: competition with US-companies	East and West since 03/2018	once
-------	----------------------	---	-----------------------------	------

Wording of question

Mrz 18	Further Information				
<p><b>Tax reform in the USA</b></p> <p>How does your company compete with companies from the USA?</p> <table border="1"> <tr> <td>strong [1]</td> <td>medium [2]</td> <td>weak [3]</td> <td>none [4]</td> </tr> </table>	strong [1]	medium [2]	weak [3]	none [4]	
strong [1]	medium [2]	weak [3]	none [4]		

Time span of variable

1980	1981	1982	1983	1984	1985	1986	1987	1988	1989
1990	1991	1992	1993	1994	1995	1996	1997	1998	1999
2000	2001	2002	2003	2004	2005	2006	2007	2008	2009
2010	2011	2012	2013	2014	2015	2016	2017	2018	2019
								WEST	
								EAST	

No.	Name	Label	Survey period	Survey frequency
-----	------	-------	---------------	------------------

3.74)	dl_ustax_shortterm	tax reform: tax burden short term	East and West since 03/2018	once
-------	--------------------	-----------------------------------	-----------------------------	------

Wording of question

Mrz 18	Further Information				
<p><b>Tax reform in the USA</b></p> <p>Due to the tax reform the tax burden of your company will on the</p> <table border="1"> <tr> <td>short term</td> <td>decrease [1]</td> <td>stay the same [2]</td> <td>increase [3]</td> </tr> </table>	short term	decrease [1]	stay the same [2]	increase [3]	
short term	decrease [1]	stay the same [2]	increase [3]		

Time span of variable

1980	1981	1982	1983	1984	1985	1986	1987	1988	1989
1990	1991	1992	1993	1994	1995	1996	1997	1998	1999
2000	2001	2002	2003	2004	2005	2006	2007	2008	2009
2010	2011	2012	2013	2014	2015	2016	2017	2018	2019
								WEST	
								EAST	

No.	Name	Label	Survey period	Survey frequency
-----	------	-------	---------------	------------------

3.75)	dl_ustax_longterm	tax reform: tax burden long term	East and West since 03/2018	once
-------	-------------------	----------------------------------	-----------------------------	------

Wording of question

Mrz 18	Further Information
--------	---------------------

**Tax reform in the USA**

Due to the tax reform the tax burden of your company will on the

long term	decrease [1]	stay the same [2]	increase [3]

**Time span of variable**

1980	1981	1982	1983	1984	1985	1986	1987	1988	1989
1990	1991	1992	1993	1994	1995	1996	1997	1998	1999
2000	2001	2002	2003	2004	2005	2006	2007	2008	2009
2010	2011	2012	2013	2014	2015	2016	2017	2018	2019
								WEST	EAST

No.	Name	Label	Survey period	Survey frequency
3.76)	dl_ustax_export	tax reform: reaction export	East and West since 03/2018	once

**Wording of question**

Mrz 18

**Tax reform in the USA**

How will you (as a company) react to the US-tax reform?

Exports to the USA	decrease [1]	no change [2]	increase [3]

**Time span of variable**

1980	1981	1982	1983	1984	1985	1986	1987	1988	1989
1990	1991	1992	1993	1994	1995	1996	1997	1998	1999
2000	2001	2002	2003	2004	2005	2006	2007	2008	2009
2010	2011	2012	2013	2014	2015	2016	2017	2018	2019
								WEST	EAST

Further Information

No.	Name	Label	Survey period	Survey frequency
3.77)	dl_ustax_import	tax reform: reaction import	East and West since 03/2018	once

**Wording of question**

Mrz 18

**Tax reform in the USA**

How will you (as a company) react to the US-tax reform?

Imports from the USA	decrease [1]	no change [2]	increase [3]

**Time span of variable**

1980	1981	1982	1983	1984	1985	1986	1987	1988	1989
------	------	------	------	------	------	------	------	------	------

1990	1991	1992	1993	1994	1995	1996	1997	1998	1999
2000	2001	2002	2003	2004	2005	2006	2007	2008	2009
2010	2011	2012	2013	2014	2015	2016	2017	2018	2019
								WEST	EAST

No.	Name	Label	Survey period	Survey frequency
3.78)	dl_ustax_invus	tax reform: reaction investment in US	East and West since 03/2018	once

Wording of question

<p>Mrz 18</p> <p><b>Tax reform in the USA</b></p> <p>How will you (as a company) react to the US-tax reform?</p> <table border="1"> <tr> <td>Investment in the US</td> <td>decrease [1]</td> <td>no change [2]</td> <td>increase [3]</td> </tr> </table>	Investment in the US	decrease [1]	no change [2]	increase [3]	Further Information																																														
Investment in the US	decrease [1]	no change [2]	increase [3]																																																
<p>Time span of variable</p> <table border="1"> <tr><td>1980</td><td>1981</td><td>1982</td><td>1983</td><td>1984</td><td>1985</td><td>1986</td><td>1987</td><td>1988</td><td>1989</td></tr> <tr><td>1990</td><td>1991</td><td>1992</td><td>1993</td><td>1994</td><td>1995</td><td>1996</td><td>1997</td><td>1998</td><td>1999</td></tr> <tr><td>2000</td><td>2001</td><td>2002</td><td>2003</td><td>2004</td><td>2005</td><td>2006</td><td>2007</td><td>2008</td><td>2009</td></tr> <tr><td>2010</td><td>2011</td><td>2012</td><td>2013</td><td>2014</td><td>2015</td><td>2016</td><td>2017</td><td>2018</td><td>2019</td></tr> <tr><td></td><td></td><td></td><td></td><td></td><td></td><td></td><td></td><td>WEST</td><td>EAST</td></tr> </table>		1980	1981	1982	1983	1984	1985	1986	1987	1988	1989	1990	1991	1992	1993	1994	1995	1996	1997	1998	1999	2000	2001	2002	2003	2004	2005	2006	2007	2008	2009	2010	2011	2012	2013	2014	2015	2016	2017	2018	2019									WEST	EAST
1980	1981	1982	1983	1984	1985	1986	1987	1988	1989																																										
1990	1991	1992	1993	1994	1995	1996	1997	1998	1999																																										
2000	2001	2002	2003	2004	2005	2006	2007	2008	2009																																										
2010	2011	2012	2013	2014	2015	2016	2017	2018	2019																																										
								WEST	EAST																																										

No.	Name	Label	Survey period	Survey frequency
3.79)	dl_ustax_invger	tax reform: reaction investment in Germany	East and West since 03/2018	once

Wording of question

<p>Mrz 18</p> <p><b>Tax reform in the USA</b></p> <p>How will you (as a company) react to the US-tax reform?</p> <table border="1"> <tr> <td>Investment in Germany</td> <td>decrease [1]</td> <td>no change [2]</td> <td>increase [3]</td> </tr> </table>	Investment in Germany	decrease [1]	no change [2]	increase [3]	Further Information																																														
Investment in Germany	decrease [1]	no change [2]	increase [3]																																																
<p>Time span of variable</p> <table border="1"> <tr><td>1980</td><td>1981</td><td>1982</td><td>1983</td><td>1984</td><td>1985</td><td>1986</td><td>1987</td><td>1988</td><td>1989</td></tr> <tr><td>1990</td><td>1991</td><td>1992</td><td>1993</td><td>1994</td><td>1995</td><td>1996</td><td>1997</td><td>1998</td><td>1999</td></tr> <tr><td>2000</td><td>2001</td><td>2002</td><td>2003</td><td>2004</td><td>2005</td><td>2006</td><td>2007</td><td>2008</td><td>2009</td></tr> <tr><td>2010</td><td>2011</td><td>2012</td><td>2013</td><td>2014</td><td>2015</td><td>2016</td><td>2017</td><td>2018</td><td>2019</td></tr> <tr><td></td><td></td><td></td><td></td><td></td><td></td><td></td><td></td><td>WEST</td><td>EAST</td></tr> </table>		1980	1981	1982	1983	1984	1985	1986	1987	1988	1989	1990	1991	1992	1993	1994	1995	1996	1997	1998	1999	2000	2001	2002	2003	2004	2005	2006	2007	2008	2009	2010	2011	2012	2013	2014	2015	2016	2017	2018	2019									WEST	EAST
1980	1981	1982	1983	1984	1985	1986	1987	1988	1989																																										
1990	1991	1992	1993	1994	1995	1996	1997	1998	1999																																										
2000	2001	2002	2003	2004	2005	2006	2007	2008	2009																																										
2010	2011	2012	2013	2014	2015	2016	2017	2018	2019																																										
								WEST	EAST																																										

No.	Name	Label	Survey period	Survey frequency
-----	------	-------	---------------	------------------

Wording of question

<p>Mrz 18</p> <p><b>Tax reform in the USA</b></p> <p>Will your company shift intellectual property (patents, brands, copyrights etc.) in the USA due to the US-Tax reform?</p> <table border="1" data-bbox="363 376 517 448"> <tr> <td>Yes [1]</td> <td>No [2]</td> </tr> <tr> <td></td> <td></td> </tr> </table>	Yes [1]	No [2]			<p>Further Information</p> <p>online only!</p>																																				
Yes [1]	No [2]																																								
<p>Time span of variable</p>																																									
<table border="1"> <tr> <td>1980</td><td>1981</td><td>1982</td><td>1983</td><td>1984</td><td>1985</td><td>1986</td><td>1987</td><td>1988</td><td>1989</td> </tr> <tr> <td>1990</td><td>1991</td><td>1992</td><td>1993</td><td>1994</td><td>1995</td><td>1996</td><td>1997</td><td>1998</td><td>1999</td> </tr> <tr> <td>2000</td><td>2001</td><td>2002</td><td>2003</td><td>2004</td><td>2005</td><td>2006</td><td>2007</td><td>2008</td><td>2009</td> </tr> <tr> <td>2010</td><td>2011</td><td>2012</td><td>2013</td><td>2014</td><td>2015</td><td>2016</td><td>2017</td><td>2018</td><td>2019</td> </tr> </table> <p style="text-align: right;">WEST EAST</p>		1980	1981	1982	1983	1984	1985	1986	1987	1988	1989	1990	1991	1992	1993	1994	1995	1996	1997	1998	1999	2000	2001	2002	2003	2004	2005	2006	2007	2008	2009	2010	2011	2012	2013	2014	2015	2016	2017	2018	2019
1980	1981	1982	1983	1984	1985	1986	1987	1988	1989																																
1990	1991	1992	1993	1994	1995	1996	1997	1998	1999																																
2000	2001	2002	2003	2004	2005	2006	2007	2008	2009																																
2010	2011	2012	2013	2014	2015	2016	2017	2018	2019																																