



## List of Variables

# Business Survey Service Sector

Data: 1/1991-12/2013

As of June 2014

Contents

Description of Variables

Page 1

Page 2-17

LMU-ifo Economics & Business Data Center (EBDC)

Poschingerstr. 5  
81679 München

## List of variables - Ifo Business Survey Service Sector

### 1. Variables of identification

### 2. Standard questions

### 3. Special questions

#### 1. Variables of identification

No.	Name	Label	German description
1.1)	month	month	Monat
1.2)	year	year	Erhebungsjahr
1.3)	sector_wz03	sector	Wirtschaftsbereich nach WZ03
1.4)	plantnum	KT information id	12-stellige KT Identifikationsnummer
1.5)	fedstaifo	federal state (ifo-code)	Bundesland entsprechend ifo Codierung
1.6)	runnum	running number of plant	Laufende Firmennummer
1.7)	idnum	firm X address file id	Firmenidentifikationsnummer
1.8)	weight	weight	Gewicht
1.9)	size	size range	Größenklasse
1.10)	size_turnover	size of turnover	Umsatzgrößenklasse
1.11)	size_employees	size of employees	Beschäftigtengrößenklasse

#### II. Variables regarding the survey process

No.	Name	Label	German description
1.12)	online	online	Fragebogen online beantwortet
1.13)	survey_start	survey start	Umfragebeginn
1.14)	survey_end	survey end	Umfrageende
1.15)	participation_date	participation date	Teilnahmedatum
1.16)	participation_hour	participation hour	Teilnahmestunde
1.17)	participation_status	participation status	Teilnahmestatus

#### 2. Standard questions

No.	Name	Label	German description
2.1)	statebus	state of business (appraisal)	Beurteilung der Geschäftslage
2.2)	busvolqu	business volume last 3 months	Entwicklung der Geschäftslage in den letzten 3 Monaten
2.3)	demandsales	demand / sales volume last 2-3 months	Entwicklung der Nachfrage/des Umsatz in den letzten 2-3 Monaten
2.4)	demandlast	demand / sales last month versus same month of previous year	Entwicklung von Nachfrage/Umsatz im letzten Monat ggü. Vorjahresmonat
2.5)	orders	orders (appraisal)	Beurteilung des Auftragsbestandes
2.6)	employlast	employees last 2-3 months	Entwicklung der Beschäftigtenzahl in den letzten 2-3 Monaten
2.7)	demandexp	expected demand / sales volume for the next 2-3 months	Erwartete Entwicklung von Nachfrage/Umsatz in den nächsten 2-3 Monaten
2.8)	employexp	expected employees for the next 2-3 months	Erwartete Entwicklung der Beschäftigtenzahl
2.9)	expectbus	expected business situation for the next 6 months	Erwartete Geschäftsentwicklung in den nächsten 6 Monaten
2.10)	pricenext	prices for the next 3 months	Erwartete Preisentwicklung in den nächsten 3 Monaten

#### 3. Special questions

No.	Name	Label	German description
3.1)	constrbus	constraints to business activity	Behinderung der Geschäftstätigkeit
3.2)	lackdem	constraints by lack of demand	Behinderung der Geschäftstätigkeit durch unzureichende Nachfrage
3.3)	mplack	constraints by lack of skilled labour	Behinderung der Geschäftstätigkeit durch Mangel an Arbeitskräften
3.4)	lacktec	constraints by lack of technical capacities	Behinderung der Geschäftstätigkeit durch zu geringe technische Kapazitäten
3.5)	finan	constraints by problems of financing	Behinderung der Geschäftstätigkeit durch Finanzierungsengpässe
3.6)	lackroom	constraints by lack of room / business equipment	Behinderung der Geschäftstätigkeit durch Raummangel
3.7)	weather	constraints by weather conditions	Behinderung der Geschäftstätigkeit durch Wetterlage
3.8)	othrea	constraints by other reasons	Behinderung der Geschäftstätigkeit durch andere Ursachen
3.9)	invest	investments in the previous period	Entwicklung der Investitionen im vergangenen Zeitraum
3.10)	investexp	investment expectations for the current/upcoming year	Investitionserwartungen für das laufende/kommende Jahr
3.11)	kap1	potential of existing capacity	Potential der vorhandenen Kapazitäten
3.12)	kap2	potential capacity expansion in %	Potential der vorhandenen Kapazitäten in %
3.13)	fambus	family business	Familienunternehmen
3.14)	minim1	minimum wage q1	Mindestlohn Frage 1
3.15)	minim2	minimum wage q2	Mindestlohn Frage 2
3.16)	minim3	minimum wage q3	Mindestlohn Frage 3
3.17)	minim4	minimum wage q4	Mindestlohn Frage 4
3.18)	minim5	minimum wage q5	Mindestlohn Frage 5
3.19)	minim6	minimum wage q6	Mindestlohn Frage 6
3.20)	minim7	minimum wage q7	Mindestlohn Frage 7
3.21)	minim8	minimum wage q8	Mindestlohn Frage 8

## 1. Variables of identification

No.	Name	Label	Survey period	Survey frequency
-----	------	-------	---------------	------------------

1.1) **month** month East and West since 10/2004 monthly survey

2004	2005	2006	2007	2008	2009	2010	2011	2012	2013	Further information
WEST										Month
EAST										
2014	2015	2016	2017	2018	2019	2020	2021	2022	2023	
WEST										
EAST										

No.	Name	Label	Survey period	Survey frequency
-----	------	-------	---------------	------------------

1.2) **year** year East and West since 10/2004 monthly survey

2004	2005	2006	2007	2008	2009	2010	2011	2012	2013	Further information
WEST										Year of survey
EAST										
2014	2015	2016	2017	2018	2019	2020	2021	2022	2023	
WEST										
EAST										

No.	Name	Label	Survey period	Survey frequency
-----	------	-------	---------------	------------------

1.3) **sector\_wz03** sector East and West since 10/2004 monthly survey

2004	2005	2006	2007	2008	2009	2010	2011	2012	2013	Further information
WEST										Sector according to WZ03
EAST										
2014	2015	2016	2017	2018	2019	2020	2021	2022	2023	
WEST										
EAST										

No.	Name	Label	Survey period	Survey frequency
-----	------	-------	---------------	------------------

1.4) **plantnum** KT information id East and West since 10/2004 monthly survey

2004	2005	2006	2007	2008	2009	2010	2011	2012	2013	Further information	
WEST										KT information id, 12 digits, created with DL-branch number	
EAST											
2014	2015	2016	2017	2018	2019	2020	2021	2022	2023		digit 1-5: 1.5) sec Economic sector
WEST											digit 6-7: 1.15) fedstaifo federal state according to ifo code
EAST										digit 8-12: 1.11) runnum running firm number	

No.	Name	Label	Survey period	Survey frequency
-----	------	-------	---------------	------------------

1.5) **fedstaifo** federal state (ifo-code) East and West since 10/2004 monthly survey

2004	2005	2006	2007	2008	2009	2010	2011	2012	2013	Further information	
WEST										federal state according to ifo code	
EAST											
2014	2015	2016	2017	2018	2019	2020	2021	2022	2023		1 "[01] Berlin West" 9 "[09] Baden-Wuerttemberg"
WEST											2 "[02] Schleswig-Holstein" 10 "[10] Bavaria"
EAST										3 "[03] Hamburg" 11 "[11] Saarland"	
WEST										4 "[04] Bremen" 12 "[12] Mecklenburg-Western-Pomerania"	
EAST										5 "[05] Lower Saxony" 13 "[13] Brandenburg (incl. Berlin East)"	
WEST										6 "[06] Nordrhein-Westphalia" 14 "[14] Saxony-Anhalt"	
EAST										7 "[07] Rhineland-Palatinate" 15 "[15] Saxony"	
WEST										8 "[08] Hesse" 16 "[16] Thuringia"	
EAST											

No.	Name	Label	Survey period	Survey frequency																																																																	
1.6)	runnum	running number of plant	East and West since 10/2004	monthly survey																																																																	
<table border="1"> <thead> <tr> <th>2004</th><th>2005</th><th>2006</th><th>2007</th><th>2008</th><th>2009</th><th>2010</th><th>2011</th><th>2012</th><th>2013</th><th>Further information</th> </tr> </thead> <tbody> <tr> <td colspan="10">WEST</td> <td rowspan="2">running number of plant</td> </tr> <tr> <td colspan="10">EAST</td> </tr> <tr> <th>2014</th><th>2015</th><th>2016</th><th>2017</th><th>2018</th><th>2019</th><th>2020</th><th>2021</th><th>2022</th><th>2023</th><td></td> </tr> <tr> <td colspan="10">WEST</td> <td></td> </tr> <tr> <td colspan="10">EAST</td> <td></td> </tr> </tbody> </table>					2004	2005	2006	2007	2008	2009	2010	2011	2012	2013	Further information	WEST										running number of plant	EAST										2014	2015	2016	2017	2018	2019	2020	2021	2022	2023		WEST											EAST										
2004	2005	2006	2007	2008	2009	2010	2011	2012	2013	Further information																																																											
WEST										running number of plant																																																											
EAST																																																																					
2014	2015	2016	2017	2018	2019	2020	2021	2022	2023																																																												
WEST																																																																					
EAST																																																																					

No.	Name	Label	Survey period	Survey frequency																																																																	
1.7)	idnum	firm X adress file id	East and West since 10/2004	monthly survey																																																																	
<table border="1"> <thead> <tr> <th>2004</th><th>2005</th><th>2006</th><th>2007</th><th>2008</th><th>2009</th><th>2010</th><th>2011</th><th>2012</th><th>2013</th><th>Further information</th> </tr> </thead> <tbody> <tr> <td colspan="10">WEST</td> <td rowspan="2">Firm X adress file id</td> </tr> <tr> <td colspan="10">EAST</td> </tr> <tr> <th>2014</th><th>2015</th><th>2016</th><th>2017</th><th>2018</th><th>2019</th><th>2020</th><th>2021</th><th>2022</th><th>2023</th><td></td> </tr> <tr> <td colspan="10">WEST</td> <td></td> </tr> <tr> <td colspan="10">EAST</td> <td></td> </tr> </tbody> </table>					2004	2005	2006	2007	2008	2009	2010	2011	2012	2013	Further information	WEST										Firm X adress file id	EAST										2014	2015	2016	2017	2018	2019	2020	2021	2022	2023		WEST											EAST										
2004	2005	2006	2007	2008	2009	2010	2011	2012	2013	Further information																																																											
WEST										Firm X adress file id																																																											
EAST																																																																					
2014	2015	2016	2017	2018	2019	2020	2021	2022	2023																																																												
WEST																																																																					
EAST																																																																					

No.	Name	Label	Survey period	Survey frequency																																																															
1.8)	weight	weight	East and West since 04/2011	monthly survey																																																															
<table border="1"> <thead> <tr> <th>2004</th><th>2005</th><th>2006</th><th>2007</th><th>2008</th><th>2009</th><th>2010</th><th>2011</th><th>2012</th><th>2013</th><th>Further information</th> </tr> </thead> <tbody> <tr> <td colspan="7"></td> <td colspan="2">WEST</td> <td rowspan="2">Weight</td> </tr> <tr> <td colspan="7"></td> <td colspan="2">EAST</td> </tr> <tr> <th>2014</th><th>2015</th><th>2016</th><th>2017</th><th>2018</th><th>2019</th><th>2020</th><th>2021</th><th>2022</th><th>2023</th><td></td> </tr> <tr> <td colspan="10">WEST</td> <td></td> </tr> <tr> <td colspan="10">EAST</td> <td></td> </tr> </tbody> </table>					2004	2005	2006	2007	2008	2009	2010	2011	2012	2013	Further information								WEST		Weight								EAST		2014	2015	2016	2017	2018	2019	2020	2021	2022	2023		WEST											EAST										
2004	2005	2006	2007	2008	2009	2010	2011	2012	2013	Further information																																																									
							WEST		Weight																																																										
							EAST																																																												
2014	2015	2016	2017	2018	2019	2020	2021	2022	2023																																																										
WEST																																																																			
EAST																																																																			

No.	Name	Label	Survey period	Survey frequency																																																															
1.9)	size	size range	East and West since 04/2011	monthly survey																																																															
<table border="1"> <thead> <tr> <th>2004</th><th>2005</th><th>2006</th><th>2007</th><th>2008</th><th>2009</th><th>2010</th><th>2011</th><th>2012</th><th>2013</th><th>Further information</th> </tr> </thead> <tbody> <tr> <td colspan="7"></td> <td colspan="2">WEST</td> <td rowspan="2">Size range</td> </tr> <tr> <td colspan="7"></td> <td colspan="2">EAST</td> </tr> <tr> <th>2014</th><th>2015</th><th>2016</th><th>2017</th><th>2018</th><th>2019</th><th>2020</th><th>2021</th><th>2022</th><th>2023</th><td></td> </tr> <tr> <td colspan="10">WEST</td> <td></td> </tr> <tr> <td colspan="10">EAST</td> <td></td> </tr> </tbody> </table>					2004	2005	2006	2007	2008	2009	2010	2011	2012	2013	Further information								WEST		Size range								EAST		2014	2015	2016	2017	2018	2019	2020	2021	2022	2023		WEST											EAST										
2004	2005	2006	2007	2008	2009	2010	2011	2012	2013	Further information																																																									
							WEST		Size range																																																										
							EAST																																																												
2014	2015	2016	2017	2018	2019	2020	2021	2022	2023																																																										
WEST																																																																			
EAST																																																																			

No.	Name	Label	Survey period	Survey frequency																																																													
1.10)	size_turnover	size of turnover	East and West since 01/2010	monthly survey																																																													
<table border="1"> <thead> <tr> <th>2004</th><th>2005</th><th>2006</th><th>2007</th><th>2008</th><th>2009</th><th>2010</th><th>2011</th><th>2012</th><th>2013</th><th>Further information</th> </tr> </thead> <tbody> <tr> <td colspan="6"></td> <td colspan="2">WEST</td> <td rowspan="2">Size of turnover</td> </tr> <tr> <td colspan="6"></td> <td colspan="2">EAST</td> </tr> <tr> <th>2014</th><th>2015</th><th>2016</th><th>2017</th><th>2018</th><th>2019</th><th>2020</th><th>2021</th><th>2022</th><th>2023</th><td></td> </tr> <tr> <td colspan="10">WEST</td> <td></td> </tr> <tr> <td colspan="10">EAST</td> <td></td> </tr> </tbody> </table>					2004	2005	2006	2007	2008	2009	2010	2011	2012	2013	Further information							WEST		Size of turnover							EAST		2014	2015	2016	2017	2018	2019	2020	2021	2022	2023		WEST											EAST										
2004	2005	2006	2007	2008	2009	2010	2011	2012	2013	Further information																																																							
						WEST		Size of turnover																																																									
						EAST																																																											
2014	2015	2016	2017	2018	2019	2020	2021	2022	2023																																																								
WEST																																																																	
EAST																																																																	

No.	Name	Label	Survey period	Survey frequency											
1.11)	size_empl	size of employees	East and West since 05/2012	monthly survey											
<table border="1"> <thead> <tr> <th>2004</th><th>2005</th><th>2006</th><th>2007</th><th>2008</th><th>2009</th><th>2010</th><th>2011</th><th>2012</th><th>2013</th><th>Further information</th> </tr> </thead> <tbody> </tbody> </table>					2004	2005	2006	2007	2008	2009	2010	2011	2012	2013	Further information
2004	2005	2006	2007	2008	2009	2010	2011	2012	2013	Further information					



EAST										
------	--	--	--	--	--	--	--	--	--	--

No.	Name	Label	Survey period	Survey frequency
-----	------	-------	---------------	------------------

1.17)	participation_status	participation status	East and West since 02/2005	monthly survey
-------	----------------------	----------------------	-----------------------------	----------------

2004	2005	2006	2007	2008	2009	2010	2011	2012	2013	Further information
WEST										Participation status
EAST										
Only refers to the participants who answered the questionnaire online.										
2014	2015	2016	2017	2018	2019	2020	2021	2022	2023	
WEST										[1] complete [2] reworked [3] incomplete [4] not answered [5] ausgefüllt
EAST										

## 2. Standard questions

No.	Name	Label	Survey period	Survey frequency
-----	------	-------	---------------	------------------

2.1)	statebus	state of business (appraisal)	East and West since 10/2004	monthly survey
------	----------	-------------------------------	-----------------------------	----------------

### Wording of question

since 10/2004	Further information																																																											
<p><b>Information about your own company (domestic)</b></p> <p>Current situation (appraisal and development)</p> <table border="1"> <tr> <td rowspan="3">1. We evaluate our state of business currently as</td> <td>good [1]</td> <td></td> </tr> <tr> <td>satisfiable [2]</td> <td></td> </tr> <tr> <td>bad [3]</td> <td></td> </tr> </table>	1. We evaluate our state of business currently as	good [1]		satisfiable [2]		bad [3]		Appraisal of the state of business																																																				
1. We evaluate our state of business currently as		good [1]																																																										
		satisfiable [2]																																																										
	bad [3]																																																											
<p><b>Time span of variable</b></p> <table border="1"> <thead> <tr> <th>2004</th><th>2005</th><th>2006</th><th>2007</th><th>2008</th><th>2009</th><th>2010</th><th>2011</th><th>2012</th><th>2013</th> </tr> </thead> <tbody> <tr> <td colspan="10">WEST</td> </tr> <tr> <td colspan="10">EAST</td> </tr> <tr> <th>2014</th><th>2015</th><th>2016</th><th>2017</th><th>2018</th><th>2019</th><th>2020</th><th>2021</th><th>2022</th><th>2023</th> </tr> <tr> <td colspan="10">WEST</td> </tr> <tr> <td colspan="10">EAST</td> </tr> </tbody> </table>	2004	2005	2006	2007	2008	2009	2010	2011	2012	2013	WEST										EAST										2014	2015	2016	2017	2018	2019	2020	2021	2022	2023	WEST										EAST									
2004	2005	2006	2007	2008	2009	2010	2011	2012	2013																																																			
WEST																																																												
EAST																																																												
2014	2015	2016	2017	2018	2019	2020	2021	2022	2023																																																			
WEST																																																												
EAST																																																												

No.	Name	Label	Survey period	Survey frequency
-----	------	-------	---------------	------------------

2.2)	busvolqu	business volume last 3 months	East and West since 10/2004	monthly survey
------	----------	-------------------------------	-----------------------------	----------------

### Wording of question

since 10/2004	Further information																																																											
<p><b>Information about your own company (domestic)</b></p> <p>Current situation (appraisal and development)</p> <table border="1"> <tr> <td rowspan="3">2. During the last 3 months our business volume has</td> <td>increased [1]</td> <td></td> </tr> <tr> <td>not changed [2]</td> <td></td> </tr> <tr> <td>decreased [3]</td> <td></td> </tr> </table>	2. During the last 3 months our business volume has	increased [1]		not changed [2]		decreased [3]		Development of the business volume during the last 3 months																																																				
2. During the last 3 months our business volume has		increased [1]																																																										
		not changed [2]																																																										
	decreased [3]																																																											
<p><b>Time span of variable</b></p> <table border="1"> <thead> <tr> <th>2004</th><th>2005</th><th>2006</th><th>2007</th><th>2008</th><th>2009</th><th>2010</th><th>2011</th><th>2012</th><th>2013</th> </tr> </thead> <tbody> <tr> <td colspan="10">WEST</td> </tr> <tr> <td colspan="10">EAST</td> </tr> <tr> <th>2014</th><th>2015</th><th>2016</th><th>2017</th><th>2018</th><th>2019</th><th>2020</th><th>2021</th><th>2022</th><th>2023</th> </tr> <tr> <td colspan="10">WEST</td> </tr> <tr> <td colspan="10">EAST</td> </tr> </tbody> </table>	2004	2005	2006	2007	2008	2009	2010	2011	2012	2013	WEST										EAST										2014	2015	2016	2017	2018	2019	2020	2021	2022	2023	WEST										EAST									
2004	2005	2006	2007	2008	2009	2010	2011	2012	2013																																																			
WEST																																																												
EAST																																																												
2014	2015	2016	2017	2018	2019	2020	2021	2022	2023																																																			
WEST																																																												
EAST																																																												

WEST						
EAST						

No.	Name	Label	Survey period	Survey frequency
-----	------	-------	---------------	------------------

2.3)	demandsales	demand / sales volume last 2-3 months	East and West since 10/2004	monthly survey
------	-------------	---------------------------------------	-----------------------------	----------------

**Wording of question**

<p>since 10/2004</p> <p><b>Information about your own company (domestic)</b></p> <p>Current situation (appraisal and development)</p> <table border="1"> <tr> <td rowspan="3">3a. During the last 2-3 months the demand* for our services or our sales volume* has</td> <td>increased [1]</td> <td></td> </tr> <tr> <td>not changed [2]</td> <td></td> </tr> <tr> <td>decreased [3]</td> <td></td> </tr> </table>	3a. During the last 2-3 months the demand* for our services or our sales volume* has	increased [1]		not changed [2]		decreased [3]		<p><b>Further information</b></p> <p>Development of demand/sales volume during the last 2-3 months</p> <p>*Incl. Foreign demand/ sales volume</p>																																																					
3a. During the last 2-3 months the demand* for our services or our sales volume* has		increased [1]																																																											
		not changed [2]																																																											
	decreased [3]																																																												
<p><b>Time span of variable</b></p> <table border="1"> <tr> <td>2004</td><td>2005</td><td>2006</td><td>2007</td><td>2008</td><td>2009</td><td>2010</td><td>2011</td><td>2012</td><td>2013</td> </tr> <tr> <td colspan="10"><b>WEST</b></td> </tr> <tr> <td colspan="10"><b>EAST</b></td> </tr> <tr> <td>2014</td><td>2015</td><td>2016</td><td>2017</td><td>2018</td><td>2019</td><td>2020</td><td>2021</td><td>2022</td><td>2023</td> </tr> <tr> <td colspan="10"><b>WEST</b></td> </tr> <tr> <td colspan="10"><b>EAST</b></td> </tr> </table>		2004	2005	2006	2007	2008	2009	2010	2011	2012	2013	<b>WEST</b>										<b>EAST</b>										2014	2015	2016	2017	2018	2019	2020	2021	2022	2023	<b>WEST</b>										<b>EAST</b>									
2004	2005	2006	2007	2008	2009	2010	2011	2012	2013																																																				
<b>WEST</b>																																																													
<b>EAST</b>																																																													
2014	2015	2016	2017	2018	2019	2020	2021	2022	2023																																																				
<b>WEST</b>																																																													
<b>EAST</b>																																																													

No.	Name	Label	Survey period	Survey frequency
-----	------	-------	---------------	------------------

2.4)	demandlast	demand / sales last month versus same month of previous year	East and West since 10/2004	monthly survey
------	------------	--	-----------------------------	----------------

**Wording of question**

<p>von 10/2004 bis 04/2009</p> <p><b>Information about your own company (domestic)</b></p> <p>Current situation (appraisal and development)</p> <table border="1"> <tr> <td rowspan="3">3b. Compared to the same month of last year our demand* or sales volume [...] last month has</td> <td>increased [1]</td> <td></td> </tr> <tr> <td>not changed [2]</td> <td></td> </tr> <tr> <td>decreased [3]</td> <td></td> </tr> </table>	3b. Compared to the same month of last year our demand* or sales volume [...] last month has	increased [1]		not changed [2]		decreased [3]		<p><b>Further information</b></p> <p>demand/ sales volume last month versus same month of previous year</p> <p>*Incl. Foreign demand/ sales volume</p>																																																					
3b. Compared to the same month of last year our demand* or sales volume [...] last month has		increased [1]																																																											
		not changed [2]																																																											
	decreased [3]																																																												
<p>since 05/2009</p> <p><b>Information about your own company (domestic)</b></p> <p>Current situation (appraisal and development)</p> <table border="1"> <tr> <td rowspan="3">3b. Compared to the same month of last year our demand* or sales volume [...] in the previous month has</td> <td>increased [1]</td> <td></td> </tr> <tr> <td>not changed [2]</td> <td></td> </tr> <tr> <td>decreased [3]</td> <td></td> </tr> </table>	3b. Compared to the same month of last year our demand* or sales volume [...] in the previous month has	increased [1]		not changed [2]		decreased [3]																																																							
3b. Compared to the same month of last year our demand* or sales volume [...] in the previous month has		increased [1]																																																											
		not changed [2]																																																											
	decreased [3]																																																												
<p><b>Time span of variable</b></p> <table border="1"> <tr> <td>2004</td><td>2005</td><td>2006</td><td>2007</td><td>2008</td><td>2009</td><td>2010</td><td>2011</td><td>2012</td><td>2013</td> </tr> <tr> <td colspan="10"><b>WEST</b></td> </tr> <tr> <td colspan="10"><b>EAST</b></td> </tr> <tr> <td>2014</td><td>2015</td><td>2016</td><td>2017</td><td>2018</td><td>2019</td><td>2020</td><td>2021</td><td>2022</td><td>2023</td> </tr> <tr> <td colspan="10"><b>WEST</b></td> </tr> <tr> <td colspan="10"><b>EAST</b></td> </tr> </table>		2004	2005	2006	2007	2008	2009	2010	2011	2012	2013	<b>WEST</b>										<b>EAST</b>										2014	2015	2016	2017	2018	2019	2020	2021	2022	2023	<b>WEST</b>										<b>EAST</b>									
2004	2005	2006	2007	2008	2009	2010	2011	2012	2013																																																				
<b>WEST</b>																																																													
<b>EAST</b>																																																													
2014	2015	2016	2017	2018	2019	2020	2021	2022	2023																																																				
<b>WEST</b>																																																													
<b>EAST</b>																																																													

No.	Name	Label	Survey period	Survey frequency
-----	------	-------	---------------	------------------

2.5)	orders	orders (appraisal)	East and West since 10/2004	monthly survey
------	--------	--------------------	-----------------------------	----------------

**Wording of question**

<p>since 10/2004</p> <p><b>Information about your own company (domestic)</b></p> <p>Current situation (appraisal and development)</p> <table border="1" style="margin-left: 20px;"> <tr> <td rowspan="3" style="width: 60%; vertical-align: middle;">                     4. We evaluate our order backlog as  <small>(given that an order backlog is typical for the branch)</small> </td> <td style="width: 20%; text-align: center;">relatively high [1]</td> <td style="width: 20%;"></td> </tr> <tr> <td style="text-align: center;">enough [2]</td> <td></td> </tr> <tr> <td style="text-align: center;">too small [3]</td> <td></td> </tr> </table>	4. We evaluate our order backlog as <small>(given that an order backlog is typical for the branch)</small>	relatively high [1]		enough [2]		too small [3]		<p><b>Further information</b></p> <p>Appraisal of orders</p>																																																					
4. We evaluate our order backlog as <small>(given that an order backlog is typical for the branch)</small>		relatively high [1]																																																											
		enough [2]																																																											
	too small [3]																																																												
<p><b>Time span of variable</b></p> <table border="1" style="width: 100%; text-align: center;"> <tr> <td>2004</td><td>2005</td><td>2006</td><td>2007</td><td>2008</td><td>2009</td><td>2010</td><td>2011</td><td>2012</td><td>2013</td> </tr> <tr> <td colspan="10">WEST</td> </tr> <tr> <td colspan="10">EAST</td> </tr> <tr> <td>2014</td><td>2015</td><td>2016</td><td>2017</td><td>2018</td><td>2019</td><td>2020</td><td>2021</td><td>2022</td><td>2023</td> </tr> <tr> <td colspan="10">WEST</td> </tr> <tr> <td colspan="10">EAST</td> </tr> </table>		2004	2005	2006	2007	2008	2009	2010	2011	2012	2013	WEST										EAST										2014	2015	2016	2017	2018	2019	2020	2021	2022	2023	WEST										EAST									
2004	2005	2006	2007	2008	2009	2010	2011	2012	2013																																																				
WEST																																																													
EAST																																																													
2014	2015	2016	2017	2018	2019	2020	2021	2022	2023																																																				
WEST																																																													
EAST																																																													

No.	Name	Label	Survey period	Survey frequency
-----	------	-------	---------------	------------------

2.6)	employlast	employees last 2-3 months	East and West since 10/2004	monthly survey
------	------------	---------------------------	-----------------------------	----------------

**Wording of question**

<p>since 10/2004</p> <p><b>Information about your own company (domestic)</b></p> <p>Current situation (appraisal and development)</p> <table border="1" style="margin-left: 20px;"> <tr> <td rowspan="3" style="width: 60%; vertical-align: middle;">                     5. During the last 2-3 months the number of our employees has                 </td> <td style="width: 20%; text-align: center;">increased [1]</td> <td style="width: 20%;"></td> </tr> <tr> <td style="text-align: center;">not changed [2]</td> <td></td> </tr> <tr> <td style="text-align: center;">decreased [3]</td> <td></td> </tr> </table>	5. During the last 2-3 months the number of our employees has	increased [1]		not changed [2]		decreased [3]		<p><b>Further information</b></p> <p>Development of the number of employees during the last 2-3 months</p>																																																					
5. During the last 2-3 months the number of our employees has		increased [1]																																																											
		not changed [2]																																																											
	decreased [3]																																																												
<p><b>Time span of variable</b></p> <table border="1" style="width: 100%; text-align: center;"> <tr> <td>2004</td><td>2005</td><td>2006</td><td>2007</td><td>2008</td><td>2009</td><td>2010</td><td>2011</td><td>2012</td><td>2013</td> </tr> <tr> <td colspan="10">WEST</td> </tr> <tr> <td colspan="10">EAST</td> </tr> <tr> <td>2014</td><td>2015</td><td>2016</td><td>2017</td><td>2018</td><td>2019</td><td>2020</td><td>2021</td><td>2022</td><td>2023</td> </tr> <tr> <td colspan="10">WEST</td> </tr> <tr> <td colspan="10">EAST</td> </tr> </table>		2004	2005	2006	2007	2008	2009	2010	2011	2012	2013	WEST										EAST										2014	2015	2016	2017	2018	2019	2020	2021	2022	2023	WEST										EAST									
2004	2005	2006	2007	2008	2009	2010	2011	2012	2013																																																				
WEST																																																													
EAST																																																													
2014	2015	2016	2017	2018	2019	2020	2021	2022	2023																																																				
WEST																																																													
EAST																																																													

No.	Name	Label	Survey period	Survey frequency
-----	------	-------	---------------	------------------

2.7)	demandexp	expected demand / sales volume for the next 3 months	2- East and West since 10/2004	monthly survey
------	-----------	--	--------------------------------	----------------

**Wording of question**

<p>since 10/2004</p> <p><b>Information about your own company (domestic)</b></p> <p>Current situation (appraisal and development)</p> <table border="1" style="margin-left: 20px;"> <tr> <td rowspan="3" style="width: 60%; vertical-align: middle;">                     6. During the next 2-3 months the demand* for our services or our sales volume will be                 </td> <td style="width: 20%; text-align: center;">increasing [1]</td> <td style="width: 20%;"></td> </tr> <tr> <td style="text-align: center;">not changing [2]</td> <td></td> </tr> <tr> <td style="text-align: center;">decreasing [3]</td> <td></td> </tr> </table>	6. During the next 2-3 months the demand* for our services or our sales volume will be	increasing [1]		not changing [2]		decreasing [3]		<p><b>Further information</b></p> <p>Expected demand/ sales volume for the next 2-3 months</p> <p>*Incl. Foreign demand/ sales volume</p>													
6. During the next 2-3 months the demand* for our services or our sales volume will be		increasing [1]																			
		not changing [2]																			
	decreasing [3]																				
<p><b>Time span of variable</b></p> <table border="1" style="width: 100%; text-align: center;"> <tr> <td>2004</td><td>2005</td><td>2006</td><td>2007</td><td>2008</td><td>2009</td><td>2010</td><td>2011</td><td>2012</td><td>2013</td> </tr> <tr> <td colspan="10">WEST</td> </tr> </table>		2004	2005	2006	2007	2008	2009	2010	2011	2012	2013	WEST									
2004	2005	2006	2007	2008	2009	2010	2011	2012	2013												
WEST																					



EAST									
2014	2015	2016	2017	2018	2019	2020	2021	2022	2023
WEST									
EAST									

No.	Name	Label	Survey period	Survey frequency
2.8)	employexp	expected employees for the next 2-3 months	East and West since 10/2004	monthly survey

**Wording of question**

since 10/2004	Further information																																																																																
<p><b>Information about your own company (domestic)</b></p> <p>Current situation (appraisal and development)</p> <table border="1"> <tr> <td rowspan="3">7. During the next 2-3 months the number of employees will be</td> <td>increasing [1]</td> <td></td> </tr> <tr> <td>not changing [2]</td> <td></td> </tr> <tr> <td>decreasing [3]</td> <td></td> </tr> </table>	7. During the next 2-3 months the number of employees will be	increasing [1]		not changing [2]		decreasing [3]		Expected development of number of employees during the next 2-3 months																																																																									
7. During the next 2-3 months the number of employees will be		increasing [1]																																																																															
		not changing [2]																																																																															
	decreasing [3]																																																																																
<b>Time span of variable</b>																																																																																	
<table border="1"> <thead> <tr> <th>2004</th> <th>2005</th> <th>2006</th> <th>2007</th> <th>2008</th> <th>2009</th> <th>2010</th> <th>2011</th> <th>2012</th> <th>2013</th> </tr> </thead> <tbody> <tr> <td></td> <td></td> <td></td> <td></td> <td></td> <td></td> <td></td> <td></td> <td></td> <td></td> </tr> <tr> <th colspan="10">WEST</th> </tr> <tr> <th colspan="10">EAST</th> </tr> <tr> <td></td> <td></td> <td></td> <td></td> <td></td> <td></td> <td></td> <td></td> <td></td> <td></td> </tr> <tr> <td></td> <td></td> <td></td> <td></td> <td></td> <td></td> <td></td> <td></td> <td></td> <td></td> </tr> <tr> <th colspan="10">WEST</th> </tr> <tr> <th colspan="10">EAST</th> </tr> </tbody> </table>		2004	2005	2006	2007	2008	2009	2010	2011	2012	2013											WEST										EAST																														WEST										EAST									
2004	2005	2006	2007	2008	2009	2010	2011	2012	2013																																																																								
WEST																																																																																	
EAST																																																																																	
WEST																																																																																	
EAST																																																																																	

No.	Name	Label	Survey period	Survey frequency
2.9)	expectbus	expected business situation for the next 6 months	East and West since 10/2004	monthly survey

**Wording of question**

since 10/2004	Further information																																																																																
<p><b>Information about your own company (domestic)</b></p> <p>Current situation (appraisal and development)</p> <table border="1"> <tr> <td rowspan="3">8. During the next 6 months our business situation will be</td> <td>increasing [1]</td> <td></td> </tr> <tr> <td>not changing [2]</td> <td></td> </tr> <tr> <td>decreasing [3]</td> <td></td> </tr> </table>	8. During the next 6 months our business situation will be	increasing [1]		not changing [2]		decreasing [3]		Expected business situation for the next 6 months																																																																									
8. During the next 6 months our business situation will be		increasing [1]																																																																															
		not changing [2]																																																																															
	decreasing [3]																																																																																
<b>Time span of variable</b>																																																																																	
<table border="1"> <thead> <tr> <th>2004</th> <th>2005</th> <th>2006</th> <th>2007</th> <th>2008</th> <th>2009</th> <th>2010</th> <th>2011</th> <th>2012</th> <th>2013</th> </tr> </thead> <tbody> <tr> <td></td> <td></td> <td></td> <td></td> <td></td> <td></td> <td></td> <td></td> <td></td> <td></td> </tr> <tr> <th colspan="10">WEST</th> </tr> <tr> <th colspan="10">EAST</th> </tr> <tr> <td></td> <td></td> <td></td> <td></td> <td></td> <td></td> <td></td> <td></td> <td></td> <td></td> </tr> <tr> <td></td> <td></td> <td></td> <td></td> <td></td> <td></td> <td></td> <td></td> <td></td> <td></td> </tr> <tr> <th colspan="10">WEST</th> </tr> <tr> <th colspan="10">EAST</th> </tr> </tbody> </table>		2004	2005	2006	2007	2008	2009	2010	2011	2012	2013											WEST										EAST																														WEST										EAST									
2004	2005	2006	2007	2008	2009	2010	2011	2012	2013																																																																								
WEST																																																																																	
EAST																																																																																	
WEST																																																																																	
EAST																																																																																	

No.	Name	Label	Survey period	Survey frequency
2.10)	pricnext	prices for the next 3 months	East and West since 10/2004	monthly survey

**Wording of question**

since 10/2004	Further information
<p><b>Information about your own company (domestic)</b></p> <p>Current situation (appraisal and development)</p>	Expected development of prices for the next 3 months

9. During the next 3 months the prices for our services will be	increasing [1]								
	not changing [2]								
	decreasing [3]								
Time span of variable									
2004	2005	2006	2007	2008	2009	2010	2011	2012	2013
WEST									
EAST									
2014	2015	2016	2017	2018	2019	2020	2021	2022	2023
WEST									
EAST									

### 3. Special questions

No.	Name	Label	Survey period	Survey frequency
3.1)	constrbus	constraints to business activity	East and West since 10/2004	inquired in Jan, Apr, July, Oct

#### Wording of question

since 10/2004	Further information								
<p>Special questions (inquired only every 3 months)</p> <table border="1"> <tr> <td>yes [1]</td> <td>no [2]</td> </tr> </table> <p>12. Our domestic business activity is currently constrained</p>	yes [1]	no [2]	Constraints to business activity						
yes [1]	no [2]								
Time span of variable									
2004	2005	2006	2007	2008	2009	2010	2011	2012	2013
WEST									
EAST									
2014	2015	2016	2017	2018	2019	2020	2021	2022	2023
WEST									
EAST									

No.	Name	Label	Survey period	Survey frequency
3.2)	lackdem	constraints by lack of demand	East and West since 10/2004	inquired in Jan, Apr, July, Oct

#### Wording of question

since 10/2004	Further information								
<p>Special questions (inquired only every 3 months)</p> <p>12. Our domestic business activity is currently constrained</p> <p>... if yes, by following factors (multiple answers are possible)</p> <table border="1"> <tr> <td>lack of orders, lack of demand [1]</td> <td></td> </tr> </table>	lack of orders, lack of demand [1]		Constraints by lack of demand						
lack of orders, lack of demand [1]									
Time span of variable									
2004	2005	2006	2007	2008	2009	2010	2011	2012	2013
WEST									
EAST									
2014	2015	2016	2017	2018	2019	2020	2021	2022	2023
WEST									
EAST									

No.	Name	Label	Survey period	Survey frequency
-----	------	-------	---------------	------------------

**Wording of question**

<p>since 10/2004</p> <p><b>Special questions (inquired only every 3 months)</b></p> <p>12. Our domestic business activity is currently constrained</p> <p>...</p> <p>if yes, by following factors (multiple answers are possible)</p> <div style="border: 1px solid black; padding: 5px; width: fit-content; margin: 10px auto;">             lack of skilled labour [1]         </div>	<p><b>Further information</b></p> <p>Constraints by lack of skilled labour</p>																																																												
<p><b>Time span of variable</b></p> <table border="1" style="width: 100%; text-align: center;"> <tr> <td>2004</td><td>2005</td><td>2006</td><td>2007</td><td>2008</td><td>2009</td><td>2010</td><td>2011</td><td>2012</td><td>2013</td> </tr> <tr> <td colspan="10" style="background-color: #1f4e79; color: white;">WEST</td> </tr> <tr> <td colspan="10" style="background-color: #4f81bd; color: white;">EAST</td> </tr> <tr> <td>2014</td><td>2015</td><td>2016</td><td>2017</td><td>2018</td><td>2019</td><td>2020</td><td>2021</td><td>2022</td><td>2023</td> </tr> <tr> <td colspan="10" style="background-color: #1f4e79; color: white;">WEST</td> </tr> <tr> <td colspan="10" style="background-color: #4f81bd; color: white;">EAST</td> </tr> </table>		2004	2005	2006	2007	2008	2009	2010	2011	2012	2013	WEST										EAST										2014	2015	2016	2017	2018	2019	2020	2021	2022	2023	WEST										EAST									
2004	2005	2006	2007	2008	2009	2010	2011	2012	2013																																																				
WEST																																																													
EAST																																																													
2014	2015	2016	2017	2018	2019	2020	2021	2022	2023																																																				
WEST																																																													
EAST																																																													

No.	Name	Label	Survey period	Survey frequency
-----	------	-------	---------------	------------------

**Wording of question**

<p>since 10/2004</p> <p><b>Special questions (inquired only every 3 months)</b></p> <p>12. Our domestic business activity is currently constrained</p> <p>...</p> <p>if yes, by following factors (multiple answers are possible)</p> <div style="border: 1px solid black; padding: 5px; width: fit-content; margin: 10px auto;">             lack of technical capacities [1]         </div>	<p><b>Further information</b></p> <p>Constraints by lack of technical capacities</p>																																																												
<p><b>Time span of variable</b></p> <table border="1" style="width: 100%; text-align: center;"> <tr> <td>2004</td><td>2005</td><td>2006</td><td>2007</td><td>2008</td><td>2009</td><td>2010</td><td>2011</td><td>2012</td><td>2013</td> </tr> <tr> <td colspan="10" style="background-color: #1f4e79; color: white;">WEST</td> </tr> <tr> <td colspan="10" style="background-color: #4f81bd; color: white;">EAST</td> </tr> <tr> <td>2014</td><td>2015</td><td>2016</td><td>2017</td><td>2018</td><td>2019</td><td>2020</td><td>2021</td><td>2022</td><td>2023</td> </tr> <tr> <td colspan="10" style="background-color: #1f4e79; color: white;">WEST</td> </tr> <tr> <td colspan="10" style="background-color: #4f81bd; color: white;">EAST</td> </tr> </table>		2004	2005	2006	2007	2008	2009	2010	2011	2012	2013	WEST										EAST										2014	2015	2016	2017	2018	2019	2020	2021	2022	2023	WEST										EAST									
2004	2005	2006	2007	2008	2009	2010	2011	2012	2013																																																				
WEST																																																													
EAST																																																													
2014	2015	2016	2017	2018	2019	2020	2021	2022	2023																																																				
WEST																																																													
EAST																																																													

No.	Name	Label	Survey period	Survey frequency
-----	------	-------	---------------	------------------

**Wording of question**

<p>since 10/2004</p> <p><b>Special questions (inquired only every 3 months)</b></p> <p>12. Our domestic business activity is currently constrained</p> <p>...</p> <p>if yes, by following factors (multiple answers are possible)</p> <div style="border: 1px solid black; padding: 5px; width: fit-content; margin: 10px auto;">             problems of financing [1]         </div>	<p><b>Further information</b></p> <p>Constraints of business activity by problems of financing</p>																														
<p><b>Time span of variable</b></p> <table border="1" style="width: 100%; text-align: center;"> <tr> <td>2004</td><td>2005</td><td>2006</td><td>2007</td><td>2008</td><td>2009</td><td>2010</td><td>2011</td><td>2012</td><td>2013</td> </tr> <tr> <td colspan="10" style="background-color: #1f4e79; color: white;">WEST</td> </tr> <tr> <td colspan="10" style="background-color: #4f81bd; color: white;">EAST</td> </tr> </table>		2004	2005	2006	2007	2008	2009	2010	2011	2012	2013	WEST										EAST									
2004	2005	2006	2007	2008	2009	2010	2011	2012	2013																						
WEST																															
EAST																															

2014	2015	2016	2017	2018	2019	2020	2021	2022	2023
WEST									
EAST									

No.	Name	Label	Survey period	Survey frequency
-----	------	-------	---------------	------------------

3.6) **lackroom** constraints by lack of room/ business equipment East and West since 10/2004 inquired in Jan, Apr, July, Oct

**Wording of question**

<p>since 10/2004</p> <p><b>Special questions (inquired only every 3 months)</b></p> <p>12. Our domestic business activity is currently constrained</p> <p>...</p> <p>if yes, by following factors (multiple answers are possible)</p> <div style="border: 1px solid black; padding: 5px; margin-top: 10px;"> <p>lack of room/business equipment [1]</p> </div>	<p><b>Further information</b></p> <p>Constraints by lack of room/ business equipment</p>
--	--

**Time span of variable**

2004	2005	2006	2007	2008	2009	2010	2011	2012	2013
WEST									
EAST									
2014	2015	2016	2017	2018	2019	2020	2021	2022	2023
WEST									
EAST									

No.	Name	Label	Survey period	Survey frequency
-----	------	-------	---------------	------------------

3.7) **weather** constraints by weather conditions East and West since 10/2004 inquired in Jan, Apr, July, Oct

**Wording of question**

<p>since 10/2004</p> <p><b>Special questions (inquired only every 3 months)</b></p> <p>12. Our domestic business activity is currently constrained</p> <p>...</p> <p>if yes, by following factors (multiple answers are possible)</p> <div style="border: 1px solid black; padding: 5px; margin-top: 10px;"> <p>weather conditions [1]</p> </div>	<p><b>Further information</b></p> <p>Constraints by weather conditions</p>
---	--

**Time span of variable**

2004	2005	2006	2007	2008	2009	2010	2011	2012	2013
WEST									
EAST									
2014	2015	2016	2017	2018	2019	2020	2021	2022	2023
WEST									
EAST									

No.	Name	Label	Survey period	Survey frequency
-----	------	-------	---------------	------------------

3.8) **othrea** constraints by other reasons East and West since 10/2004 inquired in Jan, Apr, July, Oct

**Wording of question**

<p>since 10/2004</p> <p><b>Special questions (inquired only every 3 months)</b></p> <p>12. Our domestic business activity is currently constrained</p> <p>...</p> <p>if yes, by following factors (multiple answers are possible)</p> <div style="border: 1px solid black; padding: 5px; margin-top: 10px;"> <p>other reasons [1]</p> </div>	<p><b>Further information</b></p> <p>Constraints by other reasons</p>
--	---

OTHER REASONS [4]										
Time span of variable										
2004	2005	2006	2007	2008	2009	2010	2011	2012	2013	
WEST										
EAST										
2014	2015	2016	2017	2018	2019	2020	2021	2022	2023	
WEST										
EAST										

No.	Name	Label	Survey period	Survey frequency
3.9)	invest	investment versus previous year	East and West in 04/2005 East and West since 05/2006	inquired once inquired in May, November

Wording of question

<p>April 2005 + May since 2006</p> <p><b>Special question investments</b> (only in May and November)</p> <table border="1"> <tr> <td rowspan="3">S1. Last year our investments* were (20XX** compared to 20YY**)</td> <td>higher [1]</td> <td></td> </tr> <tr> <td>about the same [2]</td> <td></td> </tr> <tr> <td>lower [3]</td> <td></td> </tr> </table>	S1. Last year our investments* were (20XX** compared to 20YY**)	higher [1]		about the same [2]		lower [3]		<p><b>Further information</b></p> <p>Development of investments last year compared to the year before</p> <p>*Accruals to assets accounts incl. business buildings and accounted software, but without vacant land, residential buildings, second-hand or rented equipment and without acquisitions of participating interests</p> <p>** "20WW" means current year <b>Example:</b> If the question was posed in November 2009, "20WW"="2009".</p> <p>"20XX" means last year <b>Example:</b> if the question was posed in May 2009, "20XX"="2008".</p> <p>"20YY" means two years ago <b>Example:</b> if the question was posed in May 2009, "20YY"="2007".</p>																																																																				
S1. Last year our investments* were (20XX** compared to 20YY**)		higher [1]																																																																										
		about the same [2]																																																																										
	lower [3]																																																																											
<p>November 2006 - 2008</p> <p><b>Special question investments</b> (only in May and November)</p> <table border="1"> <tr> <td rowspan="3">S1. In the current year our investments* will likely (20WW** compared to 20XX**)</td> <td>increase [1]</td> <td></td> </tr> <tr> <td>stay the same [2]</td> <td></td> </tr> <tr> <td>decrease[3]</td> <td></td> </tr> </table>	S1. In the current year our investments* will likely (20WW** compared to 20XX**)	increase [1]		stay the same [2]		decrease[3]																																																																						
S1. In the current year our investments* will likely (20WW** compared to 20XX**)		increase [1]																																																																										
		stay the same [2]																																																																										
	decrease[3]																																																																											
<p>November since 2009</p> <p><b>Special question investments</b> (only in May and November)</p> <table border="1"> <tr> <td rowspan="3">S1. In the current year our investments* will likely be (20WW** compared to 20XX**)</td> <td>more [1]</td> <td></td> </tr> <tr> <td>as much as last year [2]</td> <td></td> </tr> <tr> <td>less [3]</td> <td></td> </tr> </table>	S1. In the current year our investments* will likely be (20WW** compared to 20XX**)	more [1]		as much as last year [2]		less [3]																																																																						
S1. In the current year our investments* will likely be (20WW** compared to 20XX**)		more [1]																																																																										
		as much as last year [2]																																																																										
	less [3]																																																																											
Time span of variable																																																																												
<table border="1"> <thead> <tr> <td>2004</td><td>2005</td><td>2006</td><td>2007</td><td>2008</td><td>2009</td><td>2010</td><td>2011</td><td>2012</td><td>2013</td><td></td> </tr> </thead> <tbody> <tr> <td colspan="11">WEST</td> </tr> <tr> <td colspan="11">EAST</td> </tr> <tr> <td>2014</td><td>2015</td><td>2016</td><td>2017</td><td>2018</td><td>2019</td><td>2020</td><td>2021</td><td>2022</td><td>2023</td><td></td> </tr> <tr> <td colspan="11">WEST</td> </tr> <tr> <td colspan="11">EAST</td> </tr> </tbody> </table>											2004	2005	2006	2007	2008	2009	2010	2011	2012	2013		WEST											EAST											2014	2015	2016	2017	2018	2019	2020	2021	2022	2023		WEST											EAST										
2004	2005	2006	2007	2008	2009	2010	2011	2012	2013																																																																			
WEST																																																																												
EAST																																																																												
2014	2015	2016	2017	2018	2019	2020	2021	2022	2023																																																																			
WEST																																																																												
EAST																																																																												

No.	Name	Label	Survey period	Survey frequency
3.10)	investxp	investment expectations	East and West in 04/2005 East and West since 05/2006	inquired once inquired in May, November

Wording of question

<p>April 2005 + May since 2006</p> <p><b>Special question investments</b> (only in May and November)</p> <table border="1"> <tr> <td rowspan="1">S1. In the current year our investments* will likely be (20WW** compared to 20XX**)</td> <td>increase [1]</td> <td></td> </tr> </table>	S1. In the current year our investments* will likely be (20WW** compared to 20XX**)	increase [1]		<p><b>Further information</b></p> <p>Development of Investments in the current year compared to the previous</p> <p>*Accruals to assets accounts incl. business buildings and accounted software, but without vacant land, residential buildings, second-hand or rented equipment and without acquisitions of participating interests</p>
S1. In the current year our investments* will likely be (20WW** compared to 20XX**)	increase [1]			

<p>S2. In the current year our investments* will likely be (20WW** compared to 20XX**)</p>		<p>increasing [1]</p>							
		<p>not changing [2]</p>							
		<p>decreasing [3]</p>							
<p><b>November</b> since 2006</p> <p><b>Special question investments</b> (only in May and November)</p>									
<p>S2. Next year our investments* will likely be (20NN** compared to 20WW**)</p>		<p>increasing [1]</p>							
		<p>not changing [2]</p>							
		<p>decreasing [3]</p>							
<p><b>Time span of variable</b></p>									
2004	2005	2006	2007	2008	2009	2010	2011	2012	2013
<p>WEST</p> <p>EAST</p>									
2014	2015	2016	2017	2018	2019	2020	2021	2022	2023
<p>WEST</p> <p>EAST</p>									

\*\*  
"20NN" means next year  
**Example:** if the question was posed in November 2009, "20NN"="2010".

"20WW" means current year  
**Example:** if the question was posed in November 2009, "20WW"="2009".

"20XX" means last year  
**Example:** if the question was posed in May 2009, "20XX"="2008".

No.	Name	Label	Survey period	Survey frequency
3.11)	kap1	potential of existing capacity	East and West since 04/2011	inquired in Jan, Apr, July, Oct

**Wording of question**

<p>since 04/2011</p> <p><b>Special questions (inquired only every 3 months)</b></p>		<p>yes [1]</p>	<p>no [2]</p>						
<p>13. Would you currently be able to handle an increased demand with the capacities currently existing in your company?</p>									
<p><b>Further information</b></p> <p>Potential of existing capacity</p>									
<p><b>Time span of variable</b></p>									
2004	2005	2006	2007	2008	2009	2010	2011	2012	2013
<p>WEST</p> <p>EAST</p>									
2014	2015	2016	2017	2018	2019	2020	2021	2022	2023
<p>WEST</p> <p>EAST</p>									

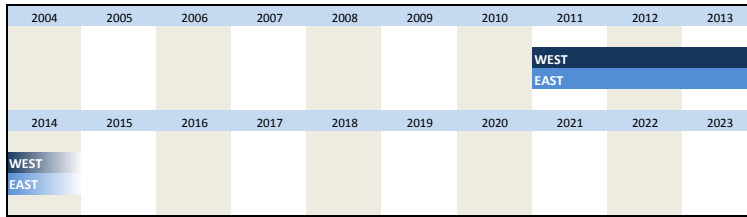
No.	Name	Label	Survey period	Survey frequency
-----	------	-------	---------------	------------------

3.12) **kap2** potential capacity expansion in % East and West since 04/2011 inquired in Jan, Apr, July, Oct

**Wording of question**

<p>since 04/2011</p> <p><b>Special questions (inquired only every 3 months)</b></p> <p>13. Would you currently be able to handle an increased demand with the capacities currently existing in your company?</p> <p>...</p> <p>if yes:</p> <div style="border: 1px solid black; padding: 5px; display: flex; align-items: center;"> <span style="margin-right: 10px;">We could expand our business activity by</span> <input style="width: 50px; text-align: center;" type="text"/> %         </div>	<p><b>Further information</b></p> <p>Potential capacity expansion in percentage</p>
--	---

**Time span of variable**



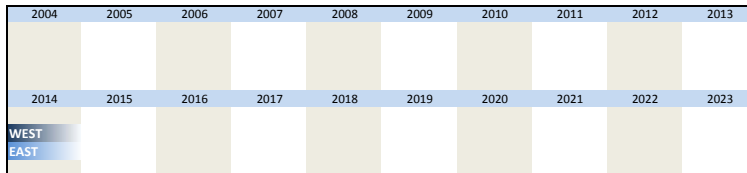
No.	Name	Label	Survey period	Survey frequency
-----	------	-------	---------------	------------------

3.13) **fambus** family business East and West 02/2014 once

**Wording of question**

<p>02/2014</p> <p>D) For research purposes?</p> <p>Do you envision yourself as a family business? (This means a company whose voting capital is held predominately by one or more families that are connected)</p> <p><input type="checkbox"/> yes[1] <input type="checkbox"/> no[2]</p>	<p><b>Further information</b></p>
--	-----------------------------------

**Time span of variable**



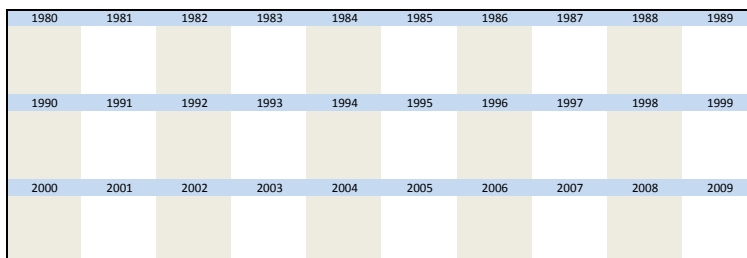
No.	Name	Label	Survey period	Survey frequency
-----	------	-------	---------------	------------------

3.14) **minim1** minimum wage q1 East and West 11/2014 once

**Wording of question**

<p>11/2014</p> <p>1. 01/01/2015 the general minimum wage policy will be implemented. Is your company affected by this?</p> <p><input type="checkbox"/> yes[1] <input type="checkbox"/> no[2]</p>	<p><b>Further information</b></p>
--	-----------------------------------

**Time span of variable**



2010	2011	2012	2013	2014	2015	2016	2017	2018	2019
				WEST EAST					

No.	Name	Label	Survey period	Survey frequency
-----	------	-------	---------------	------------------

3.15)	minim2	minimum wage q2	East and West 11/2014	once
-------	--------	-----------------	-----------------------	------

Wording of question

<p>11/2014</p> <p>01/01/2015 the general minimum wage policy will be implemented. Is your company affected by this?</p> <p><input type="checkbox"/> yes    <input type="checkbox"/> no</p> <p>2. If yes: With which measures will you likely react to the minimum wage?</p> <p><input type="checkbox"/> [1] No measures necessary or scheduled</p>	Further information
--	---------------------

Time span of variable

1980	1981	1982	1983	1984	1985	1986	1987	1988	1989
1990	1991	1992	1993	1994	1995	1996	1997	1998	1999
2000	2001	2002	2003	2004	2005	2006	2007	2008	2009
2010	2011	2012	2013	2014	2015	2016	2017	2018	2019
				WEST EAST					

No.	Name	Label	Survey period	Survey frequency
-----	------	-------	---------------	------------------

3.16)	minim3	minimum wage q3	East and West 11/2014	once
-------	--------	-----------------	-----------------------	------

Wording of question

<p>11/2014</p> <p>01/01/2015 the general minimum wage policy will be implemented. Is your company affected by this?</p> <p><input type="checkbox"/> yes    <input type="checkbox"/> no</p> <p>2. If yes: With which measures will you likely react to the minimum wage?</p> <p><input type="checkbox"/> [1] personnel cuts</p>	Further information
--	---------------------

Time span of variable

1980	1981	1982	1983	1984	1985	1986	1987	1988	1989
1990	1991	1992	1993	1994	1995	1996	1997	1998	1999
2000	2001	2002	2003	2004	2005	2006	2007	2008	2009
2010	2011	2012	2013	2014	2015	2016	2017	2018	2019
				WEST EAST					

No.	Name	Label	Survey period	Survey frequency
-----	------	-------	---------------	------------------

3.17)	minim4	minimum wage q4	East and West 11/2014	once
-------	--------	-----------------	-----------------------	------

Wording of question

<p>11/2014</p> <p>01/01/2015 the general minimum wage policy will be implemented.</p>	Further information
---	---------------------



Is your company affected by this?

yes  no

2. If yes: With which measures will you likely react to the minimum wage?

[1] reduction of working hours

Time span of variable

1980	1981	1982	1983	1984	1985	1986	1987	1988	1989
1990	1991	1992	1993	1994	1995	1996	1997	1998	1999
2000	2001	2002	2003	2004	2005	2006	2007	2008	2009
2010	2011	2012	2013	2014	2015	2016	2017	2018	2019

WEST  
EAST

No.	Name	Label	Survey period	Survey frequency
3.18)	minim5	minimum wage q5	East and West 11/2014	once

Wording of question

11/2014

01/01/2015 the general minimum wage policy will be implemented.

Is your company affected by this?

yes  no

2. If yes: With which measures will you likely react to the minimum wage?

[1] increase in prices

Further information

Time span of variable

1980	1981	1982	1983	1984	1985	1986	1987	1988	1989
1990	1991	1992	1993	1994	1995	1996	1997	1998	1999
2000	2001	2002	2003	2004	2005	2006	2007	2008	2009
2010	2011	2012	2013	2014	2015	2016	2017	2018	2019

WEST  
EAST

No.	Name	Label	Survey period	Survey frequency
3.19)	minim6	minimum wage q6	East and West 11/2014	once

Wording of question

11/2014

01/01/2015 the general minimum wage policy will be implemented.

Is your company affected by this?

yes  no

2. If yes: With which measures will you likely react to the minimum wage?

[1] reduction of investment

Further information

Time span of variable

1980	1981	1982	1983	1984	1985	1986	1987	1988	1989
------	------	------	------	------	------	------	------	------	------

1990	1991	1992	1993	1994	1995	1996	1997	1998	1999
2000	2001	2002	2003	2004	2005	2006	2007	2008	2009
2010	2011	2012	2013	2014	2015	2016	2017	2018	2019
				WEST					
				EAST					

No.	Name	Label	Survey period	Survey frequency
-----	------	-------	---------------	------------------

3.20) **minim7** minimum wage q7 East and West 11/2014 once

**Wording of question**

<p>11/2014</p> <p>01/01/2015 the general minimum wage policy will be implemented. Is your company affected by this?</p> <p><input type="checkbox"/> yes <input type="checkbox"/> no</p> <p>2. If yes: With which measures will you likely react to the minimum wage?</p> <p><input type="checkbox"/> [1] reduction of special payments</p>	Further information
--	---------------------

**Time span of variable**

1980	1981	1982	1983	1984	1985	1986	1987	1988	1989
1990	1991	1992	1993	1994	1995	1996	1997	1998	1999
2000	2001	2002	2003	2004	2005	2006	2007	2008	2009
2010	2011	2012	2013	2014	2015	2016	2017	2018	2019
				WEST					
				EAST					

No.	Name	Label	Survey period	Survey frequency
-----	------	-------	---------------	------------------

3.21) **minim8** minimum wage q8 East and West 11/2014 once

**Wording of question**

<p>11/2014</p> <p>01/01/2015 the general minimum wage policy will be implemented. Is your company affected by this?</p> <p><input type="checkbox"/> yes <input type="checkbox"/> no</p> <p>2. If yes: With which measures will you likely react to the minimum wage?</p> <p><input type="checkbox"/> [1] other</p>	Further information
--	---------------------

**Time span of variable**

1980	1981	1982	1983	1984	1985	1986	1987	1988	1989
1990	1991	1992	1993	1994	1995	1996	1997	1998	1999
2000	2001	2002	2003	2004	2005	2006	2007	2008	2009
2010	2011	2012	2013	2014	2015	2016	2017	2018	2019
				WEST					
				EAST					